Rabbit OLA1 Polyclonal Antibody | anti-OLA1 antibody

OLA1 Polyclonal Antibody

CATALOG #	HOST	REACTIVITY	APPLICATIONS
AAA176403	**Rabbit**	**Human, Mouse, Rat**	**ELISA, Immunohistochemistry, Western Blot**

PRODUCT SYNONYMS

OLA1; Polyclonal Antibody; OLA1 Polyclonal Antibody; DKFZp313H1942; DNA damage-regulated overexpressed in cancer 45 protein; DOC45; EC 3.6.3; GBP45; GTP-binding protein 9 (putative); GTP-binding protein 9; GTP-binding protein PTD004; Homologous yeast-44.2 protein; Obg like ATPase 1; Obg-like ATPase 1; PTD004; anti-OLA1 antibody

PRODUCT SPECIFICATIONS

Host	Rabbit
Reactivity	Human, Mouse, Rat
Clonality	Polyclonal
Isotype	IgG
Purity/Purification	Antigen Affinity Purification
Form/Format	PBS with 0.05% NaN3 and 40% Glycerol, pH7.4
Concentration	0.84mg/mL (varies by lot)
Sequence Length	238
Applicable Applications for anti-OLA1 antibody	ELISA, IHC (Immunohistochemistry), WB (Western Blot)
Immunogen	Fusion protein of human OLA1
Conjugation	Unconjugated
Preparation and Storage	Store at -20 degree C. Avoid freeze/thaw cycles.

IMAGES

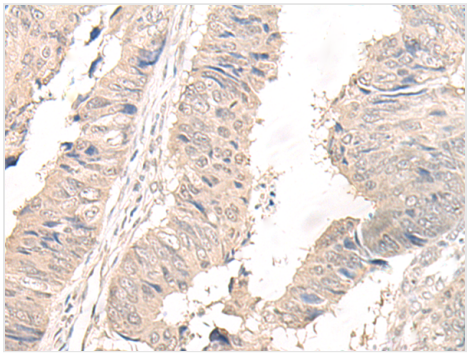

IHC (Immunohistochemisry)
Immunohistochemistry of paraffin-embedded Human lung cancer tissue using OLA1 Polyclonal Antibody at dilution of 1:45(×200

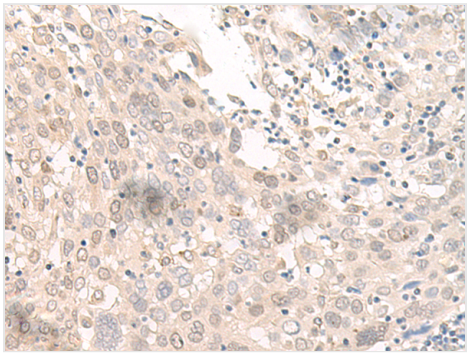

IHC (Immunohiostchemistry)
Immunohistochemistry of paraffin-embedded Human prost at e cancer tissue using OLA1 Polyclonal Antibody at dilution of 1:45(×200

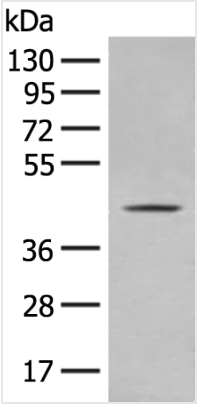

WB (Western Blot)
Western blot analysis of A375 cell lysate using OLA1 Polyclonal Antibody at dilution of 1:400

ADDITIONAL INFORMATION

Related Product Information for anti-OLA1 antibody	This gene encodes a member of the GTPase protein family. The encoded protein interacts with breast cancer-associated gene 1 (BRCA1) and BRCA1-associated RING domain protein (BARD1), and is involved in centrosome regulation. Overexpression of this gene has been observed in multiple types of cancer and may be associated with poor survival. Pseudogenes of this gene have been defined on chromosomes 17 and 22.
Product Categories/Family for anti-OLA1 antibody	Cancer; Cell Biology; Signal transduction

NCBI AND UNIPROT INFORMATION

NCBI GI #	58761502
NCBI GeneID	29789
NCBI Accession #	NP_001011708.1; BC012842
NCBI GenBank Nucleotide #	NP_001011708.1
UniProt Accession #	Q9NTK5
Molecular Weight	45 kDa
NCBI Official Full Name	obg-like ATPase 1 isoform 2
NCBI Official Synonym Full Names	Obg like ATPase 1
NCBI Official Symbol	OLA1
NCBI Official Synonym Symbols	DOC45; GBP45; GTBP9; GTPBP9; PTD004
NCBI Protein Information	obg-like ATPase 1
UniProt Protein Name	Obg-like ATPase 1
UniProt Gene Name	**OLA1**
UniProt Synonym Gene Names	DOC45
UniProt Entry Name	OLA1_HUMAN

For Research Use Only. Not for use in diagnostic or therapeutic procedures. Small volumes of product may become entrapped in the seal of the vial during shipment and storage; if necessary, briefly centrifuge the vial on a tabletop centrifuge to dislodge any liquid in the cap.

AAA Biotech | Tel: +1 (619) 604-9440 | Fax: +1 (619) 604-9441 | contact@aaabiotech.com
Online datasheet: https://stage.aaabiotech.com/polyclonal/ola1-antibody-immunohistochemistry-western-blot-elisa/176403