Rabbit anti-Human, Mouse HIPK2 Polyclonal Antibody | anti-HIPK2 antibody

HIPK2 Polyclonal Antibody

CATALOG #	HOST	REACTIVITY	APPLICATIONS
AAA175936	**Rabbit**	**Human, Mouse**	**ELISA, Immunohistochemistry, Western Blot**

PRODUCT SYNONYMS

HIPK2; Polyclonal Antibody; HIPK2 Polyclonal Antibody; hHIPk 2; HHIPk2; HIPK 2; Hipk2; Homeodomain interacting protein kinase 2; Homeodomain-interacting protein kinase 2; Nbak1; Nuclear body-associated kinase 1; PRO0593; Sialophorin tail-associated nuclear serine/threonine-protein kinase; Stank; anti-HIPK2 antibody

PRODUCT SPECIFICATIONS

Host	Rabbit
Reactivity	Human, Mouse
Clonality	Polyclonal
Isotype	IgG
Purity/Purification	Antigen Affinity Purification
Form/Format	PBS with 0.05% NaN3 and 40% Glycerol, pH7.4
Concentration	1.1mg/mL (varies by lot)
Sequence Length	1198
Applicable Applications for anti-HIPK2 antibody	ELISA, IHC (Immunohistochemistry), WB (Western Blot)
Immunogen	Synthetic peptide of human HIPK2
Conjugation	Unconjugated
Preparation and Storage	Store at -20 degree C. Avoid freeze/thaw cycles.

IMAGES

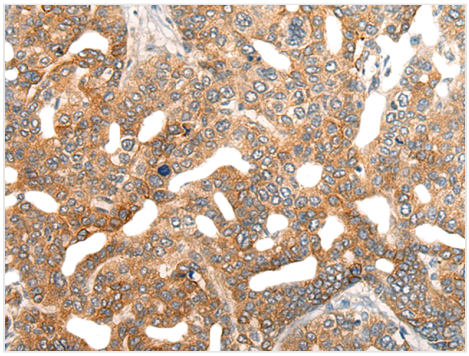

IHC (Immunohistochemisry)
Immunohistochemistry of paraffin-embedded Human liver cancer tissue using HIPK2 Polyclonal Antibody at dilution of 1:40(×200

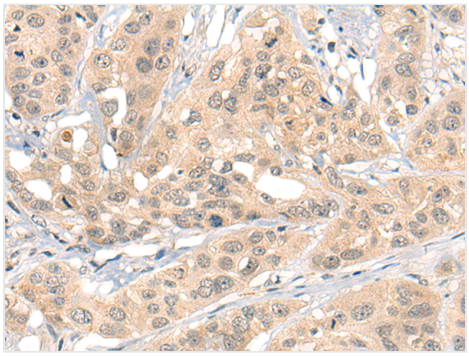

IHC (Immunohiostchemistry)
Immunohistochemistry of paraffin-embedded Human esophagus cancer tissue using HIPK2 Polyclonal Antibody at dilution of 1:40(×200

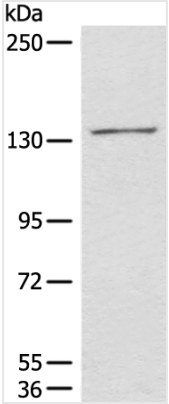

WB (Western Blot)
Western blot analysis of 231 cell lysate using HIPK2 Polyclonal Antibody at dilution of 1:850

ADDITIONAL INFORMATION

Related Product Information for anti-HIPK2 antibody	This gene encodes a conserved serine/threonine kinase that is a member of the homeodomain-interacting protein kinase family. The encoded protein interacts with homeodomain transcription factors and many other transcription factors such as p53, and can function as both a corepressor and a coactivator depending on the transcription factor and its subcellular localization. Multiple transcript variants encoding different isoforms have been found for this gene.
Product Categories/Family for anti-HIPK2 antibody	Cancer; Cell Biology; Epigenetics and Nuclear Signaling; Signal Transduction

NCBI AND UNIPROT INFORMATION

NCBI GI #	164420685
NCBI GeneID	28996
NCBI Accession #	NP_073577.3
NCBI GenBank Nucleotide #	NP_073577.3
UniProt Accession #	Q9H2X6
Molecular Weight	131 kDa
NCBI Official Full Name	homeodomain-interacting protein kinase 2 isoform 1
NCBI Official Synonym Full Names	homeodomain interacting protein kinase 2
NCBI Official Symbol	HIPK2
NCBI Official Synonym Symbols	PRO0593
NCBI Protein Information	homeodomain-interacting protein kinase 2
UniProt Protein Name	Homeodomain-interacting protein kinase 2
UniProt Gene Name	**HIPK2**
UniProt Synonym Gene Names	hHIPk2
UniProt Entry Name	HIPK2_HUMAN

For Research Use Only. Not for use in diagnostic or therapeutic procedures. Small volumes of product may become entrapped in the seal of the vial during shipment and storage; if necessary, briefly centrifuge the vial on a tabletop centrifuge to dislodge any liquid in the cap.

AAA Biotech | Tel: +1 (619) 604-9440 | Fax: +1 (619) 604-9441 | contact@aaabiotech.com
Online datasheet: https://stage.aaabiotech.com/polyclonal/hipk2-antibody-immunohistochemistry-western-blot-elisa/175936