Rabbit PCYT2 Polyclonal Antibody | anti-PCYT2 antibody

PCYT2 Polyclonal Antibody

CATALOG #	HOST	REACTIVITY	APPLICATIONS
AAA175503	**Rabbit**	**Human, Mouse, Rat**	**ELISA, Immunohistochemistry, Western Blot**

PRODUCT SYNONYMS

PCYT2; Polyclonal Antibody; PCYT2 Polyclonal Antibody; CTP:phosphoethanolamine cytidylyltransferase; ET; Ethanolamine-phosphate cytidylyltransferase; Ethanolaminephosphate Cytidyltransferase; PCY2; Pcyt2; Phosphate cytidylyltransferase 2 ethanolamine; Phosphorylethanolamine transferase; anti-PCYT2 antibody

PRODUCT SPECIFICATIONS

Host	Rabbit
Reactivity	Human, Mouse, Rat
Clonality	Polyclonal
Isotype	IgG
Purity/Purification	Antigen Affinity Purification
Form/Format	PBS with 0.05% NaN3 and 40% Glycerol, pH7.4
Concentration	0.96mg/mL (varies by lot)
Sequence Length	407
Applicable Applications for anti-PCYT2 antibody	ELISA, IHC (Immunohistochemistry), WB (Western Blot)
Immunogen	Fusion protein of human PCYT2
Conjugation	Unconjugated
Preparation and Storage	Store at -20 degree C. Avoid freeze/thaw cycles.

IMAGES

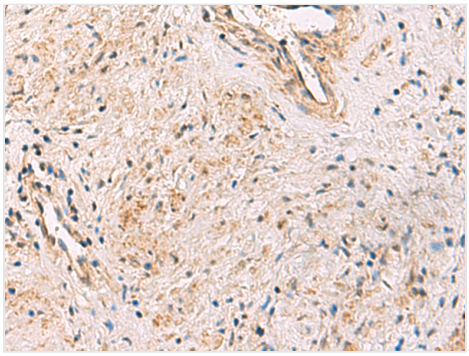

IHC (Immunohistochemisry)
Immunohistochemistry of paraffin-embedded Human prost ate cancer tissue using PCYT2 Polyclonal Antibody at dilution of 1:55(×200

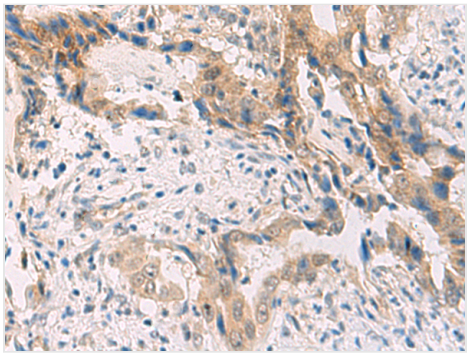

IHC (Immunohiostchemistry)
Immunohistochemistry of paraffin-embedded Human cervical cancer tissue using PCYT2 Polyclonal Antibody at dilution of 1:55(×200

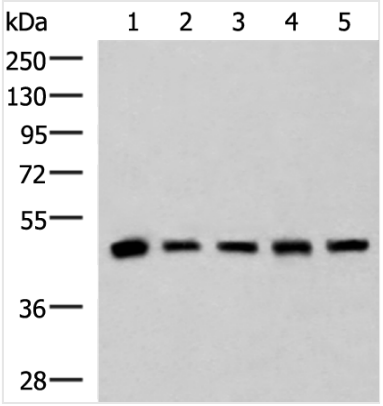

WB (Western Blot)
Western blot analysis of Human fetal liver tissue HepG2 A172 Hela and Jurkat cell lysates using PCYT2 Polyclonal Antibody at dilution of 1:800

ADDITIONAL INFORMATION

Related Product Information for anti-PCYT2 antibody	This gene encodes an enzyme that catalyzes the formation of CDP-ethanolamine from CTP and phosphoethanolamine in the Kennedy pathway of phospholipid synthesis. Alternative splicing results in multiple transcript variants.
Product Categories/Family for anti-PCYT2 antibody	Cardiovascular; Metabolism; Immunology; Neuroscience; Signal Transduction

NCBI AND UNIPROT INFORMATION

NCBI GI #	296841136
NCBI GeneID	5833
NCBI Accession #	NP_001171846.1; BC000351
NCBI GenBank Nucleotide #	NP_001171846.1
UniProt Accession #	Q99447
Molecular Weight	44 kDa
NCBI Official Full Name	ethanolamine-phosphate cytidylyltransferase isoform 1
NCBI Official Synonym Full Names	phosphate cytidylyltransferase 2, ethanolamine
NCBI Official Symbol	PCYT2
NCBI Official Synonym Symbols	ET
NCBI Protein Information	ethanolamine-phosphate cytidylyltransferase
UniProt Protein Name	Ethanolamine-phosphate cytidylyltransferase
UniProt Gene Name	**PCYT2**
UniProt Entry Name	PCY2_HUMAN

For Research Use Only. Not for use in diagnostic or therapeutic procedures. Small volumes of product may become entrapped in the seal of the vial during shipment and storage; if necessary, briefly centrifuge the vial on a tabletop centrifuge to dislodge any liquid in the cap.

AAA Biotech | Tel: +1 (619) 604-9440 | Fax: +1 (619) 604-9441 | contact@aaabiotech.com
Online datasheet: https://stage.aaabiotech.com/polyclonal/pcyt2-antibody-immunohistochemistry-western-blot-elisa/175503