Rabbit anti-Human MAGEC2 Polyclonal Antibody | anti-MAGEC2 antibody

MAGEC2 Polyclonal Antibody

CATALOG #	HOST	REACTIVITY	APPLICATIONS
AAA175496	**Rabbit**	**Human**	**ELISA, Immunohistochemistry, Western Blot**

PRODUCT SYNONYMS

MAGEC2; Polyclonal Antibody; MAGEC2 Polyclonal Antibody; Cancer testis antigen 10; Cancer/testis antigen 10; CT10; HCA587; Hepatocellular cancer antigen 587; Hepatocellular carcinoma associated antigen 587; Hepatocellular carcinoma-associated antigen 587; MAGC2; MAGE C2 antigen; MAGE E1 antigen; MAGE family member C2; MAGE-C2 antigen; MAGE-E1 antigen; Melanoma antigen family C 2; Melanoma antigen family C2; Melanoma antigen family E 1 cancer/testis specific; Melanoma associated antigen C2; Melanoma-associated antigen C2; MGC13377; anti-MAGEC2 antibody

PRODUCT SPECIFICATIONS

Host	Rabbit
Reactivity	Human
Clonality	Polyclonal
Isotype	IgG
Purity/Purification	Antigen Affinity Purification
Form/Format	PBS with 0.05% NaN3 and 40% Glycerol, pH7.4
Concentration	1.08mg/mL (varies by lot)
Sequence Length	373
Applicable Applications for anti-MAGEC2 antibody	ELISA, IHC (Immunohistochemistry), WB (Western Blot)
Immunogen	Fusion protein of human MAGEC2
Conjugation	Unconjugated
Preparation and Storage	Store at -20 degree C. Avoid freeze/thaw cycles.

IMAGES

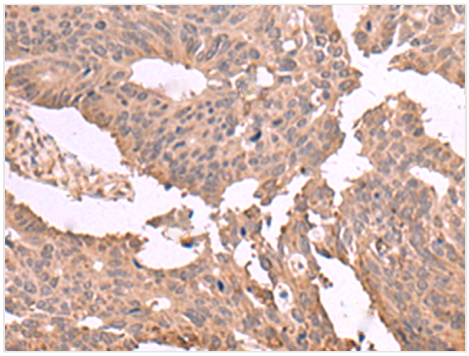

IHC (Immunohistochemisry)
Immunohistochemistry of paraffin-embedded Human colorectal cancer tissue using MAGEC2 Polyclonal Antibody at dilution of 1:60(×200

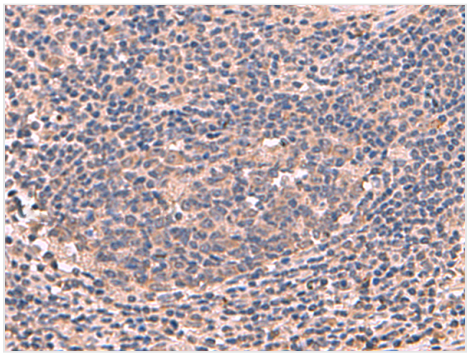

IHC (Immunohiostchemistry)
Immunohistochemistry of paraffin-embedded Human cervical cancer tissue using MAGEC2 Polyclonal Antibody at dilution of 1:60(×200

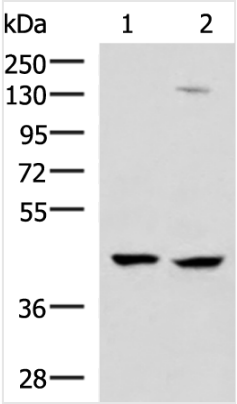

WB (Western Blot)
Western blot analysis of 293T and Jurkat cell lysates using MAGEC2 Polyclonal Antibody at dilution of 1:850

ADDITIONAL INFORMATION

Related Product Information for anti-MAGEC2 antibody	This gene is a member of the MAGEC gene family. It is not expressed in normal tissues, except for testis, and is expressed in tumors of various histological types. This gene and the other MAGEC genes are clustered on chromosome Xq26-q27.
Product Categories/Family for anti-MAGEC2 antibody	Cancer; Immunology

NCBI AND UNIPROT INFORMATION

NCBI GI #	7706605
NCBI GeneID	51438
NCBI Accession #	NP_057333.1; BC013318
NCBI GenBank Nucleotide #	NP_057333.1
UniProt Accession #	Q9UBF1
Molecular Weight	41 kDa
NCBI Official Full Name	melanoma-associated antigen C2
NCBI Official Synonym Full Names	MAGE family member C2
NCBI Official Symbol	MAGEC2
NCBI Official Synonym Symbols	CT10; HCA587; MAGEE1
NCBI Protein Information	melanoma-associated antigen C2
UniProt Protein Name	Melanoma-associated antigen C2
UniProt Gene Name	**MAGEC2**
UniProt Synonym Gene Names	HCA587; MAGEE1; CT10
UniProt Entry Name	MAGC2_HUMAN

For Research Use Only. Not for use in diagnostic or therapeutic procedures. Small volumes of product may become entrapped in the seal of the vial during shipment and storage; if necessary, briefly centrifuge the vial on a tabletop centrifuge to dislodge any liquid in the cap.

AAA Biotech | Tel: +1 (619) 604-9440 | Fax: +1 (619) 604-9441 | contact@aaabiotech.com
Online datasheet: https://stage.aaabiotech.com/polyclonal/magec2-antibody-immunohistochemistry-western-blot-elisa/175496