Rabbit BUD31 Polyclonal Antibody | anti-BUD31 antibody

BUD31 Polyclonal Antibody

CATALOG #	HOST	REACTIVITY	APPLICATIONS
AAA175250	**Rabbit**	**Human, Mouse, Rat**	**ELISA, Immunohistochemistry, Western Blot**

PRODUCT SYNONYMS

BUD31; Polyclonal Antibody; BUD31 Polyclonal Antibody; Bud31; BUD31 homolog (S. cerevisiae); Cwc14; EDG 2; EDG2; FSAP17; Functional spliceosome associated protein 17; G10; G10 maternal transcript homolog; Maternal G10 transcript; Protein BUD31 homolog; Protein EDG-2; Protein G10 homolog; YCR063W; anti-BUD31 antibody

PRODUCT SPECIFICATIONS

Host	Rabbit
Reactivity	Human, Mouse, Rat
Clonality	Polyclonal
Isotype	IgG
Purity/Purification	Antigen Affinity Purification
Form/Format	PBS with 0.05% NaN3 and 40% Glycerol, pH7.4
Concentration	1.5mg/mL (varies by lot)
Sequence Length	144
Applicable Applications for anti-BUD31 antibody	ELISA, IHC (Immunohistochemistry), WB (Western Blot)
Immunogen	Full length fusion protein
Conjugation	Unconjugated
Preparation and Storage	Store at -20 degree C. Avoid freeze/thaw cycles.

IMAGES

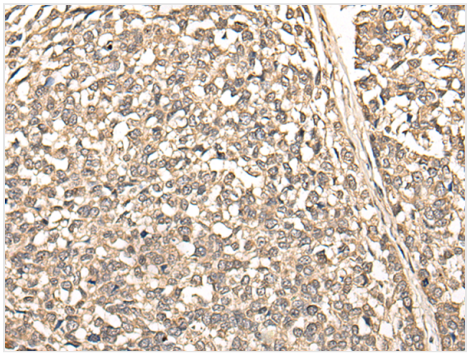

IHC (Immunohistochemisry)
Immunohistochemistry of paraffin-embedded Human esophagus cancer tissue using BUD31 Polyclonal Antibody at dilution of 1:75(×200

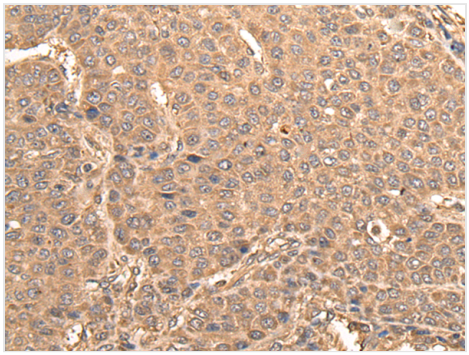

IHC (Immunohiostchemistry)
Immunohistochemistry of paraffin-embedded Human liver cancer tissue using BUD31 Polyclonal Antibody at dilution of 1:75(×200

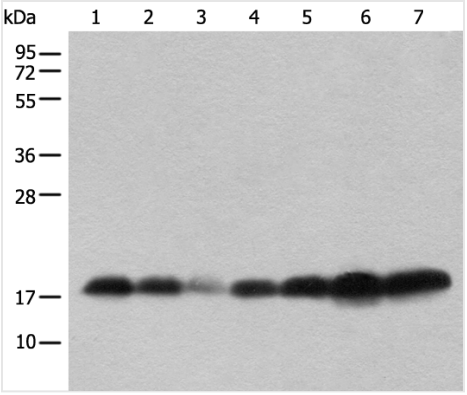

Application Data

ADDITIONAL INFORMATION

Related Product Information for anti-BUD31 antibody	BUD31 (Protein G10 homolog, EDG-2) is a 144 amino acid protein encoded by the human gene BUD31. BUD31 is a nuclear protein that belongs to the BUD31 (G10) family. BUD31 is found on chromosome 7 which is about 158 milllion bases long, encodes over 1,000 genes and makes up about 5% of the human genome. Chromosome 7 has been linked to osteogenesis imperfecta, Pendred syndrome, lissencephaly, citrullinemia and Shwachman-Diamond syndrome. The deletion of a portion of the long (q) arm of human chromosome 7 is associated with Williams-Beuren syndrome, a condition characterized by mild mental retardation, an unusual comfort and friendliness with strangers and an elfin appearance. Deletions of portions of the q arm of chromosome 7 are also seen in a number of myeloid disorders including cases of acute myelogenous leukemia and myelodysplasia.
Product Categories/Family for anti-BUD31 antibody	Epigenetics and Nuclear Signaling

NCBI AND UNIPROT INFORMATION

NCBI GI #	32171175
NCBI GeneID	8896
NCBI Accession #	NP_003901.2; BC022821
NCBI GenBank Nucleotide #	NP_003901.2
UniProt Accession #	P41223
Molecular Weight	17 kDa
NCBI Official Full Name	protein BUD31 homolog
NCBI Official Synonym Full Names	BUD31 homolog
NCBI Official Symbol	BUD31
NCBI Official Synonym Symbols	G10; EDG2; Cwc14; EDG-2; fSAP17; YCR063W
NCBI Protein Information	protein BUD31 homolog
UniProt Protein Name	Protein BUD31 homolog
UniProt Gene Name	**BUD31**
UniProt Synonym Gene Names	EDG2
UniProt Entry Name	BUD31_HUMAN

For Research Use Only. Not for use in diagnostic or therapeutic procedures. Small volumes of product may become entrapped in the seal of the vial during shipment and storage; if necessary, briefly centrifuge the vial on a tabletop centrifuge to dislodge any liquid in the cap.

AAA Biotech | Tel: +1 (619) 604-9440 | Fax: +1 (619) 604-9441 | contact@aaabiotech.com
Online datasheet: https://stage.aaabiotech.com/polyclonal/bud31-antibody-immunohistochemistry-western-blot-elisa/175250