Rabbit anti-Human FOXQ1 Polyclonal Antibody | anti-FOXQ1 antibody

FOXQ1 Polyclonal Antibody

CATALOG #	HOST	REACTIVITY	APPLICATIONS
AAA174910	**Rabbit**	**Human**	**ELISA, Immunohistochemistry, Western Blot**

PRODUCT SYNONYMS

FOXQ1; Polyclonal Antibody; FOXQ1 Polyclonal Antibody; Forkhead box protein Q1; Forkhead box Q1; FOX Q1; FOXQ 1; Hepatocyte nuclear factor 3 forkhead; Hepatocyte nuclear factor 3 forkhead homolog 1; HFH 1; HFH-1; HFH1; HNF 3/forkhead like protein 1; HNF-3/forkhead-like protein 1; HNF3/forkhead like protein 1; MGC77469; Q1; Winged helix / forkhead transcription factor; Winged helix/forkhead transcription factor; Zgc:77469; anti-FOXQ1 antibody

PRODUCT SPECIFICATIONS

Host	Rabbit
Reactivity	Human
Clonality	Polyclonal
Isotype	IgG
Purity/Purification	Antigen Affinity Purification
Form/Format	PBS with 0.05% NaN3 and 40% Glycerol, pH7.4
Concentration	0.72mg/mL (varies by lot)
Sequence Length	403
Applicable Applications for anti-FOXQ1 antibody	ELISA, IHC (Immunohistochemistry), WB (Western Blot)
Immunogen	Synthetic peptide of human FOXQ1
Conjugation	Unconjugated
Preparation and Storage	Store at -20 degree C. Avoid freeze/thaw cycles.

IMAGES

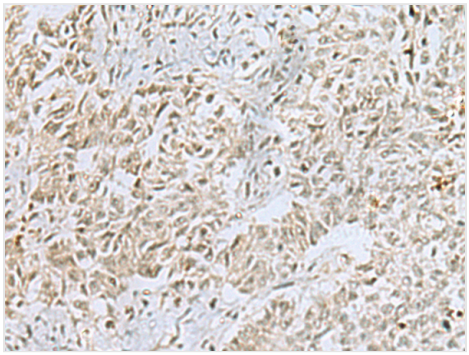

IHC (Immunohistochemisry)
Immunohistochemistry of paraffin-embedded Human ovarian cancer tissue using FOXQ1 Polyclonal Antibody at dilution of 1:25(×200

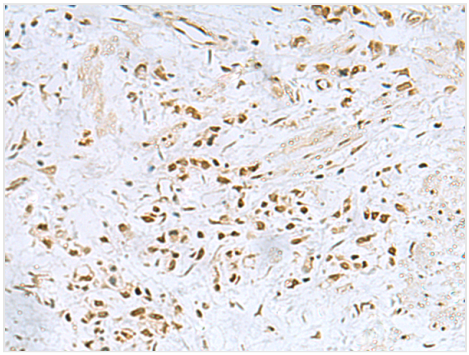

IHC (Immunohiostchemistry)
Immunohistochemistry of paraffin-embedded Human gastric cancer tissue using FOXQ1 Polyclonal Antibody at dilution of 1:25(×200

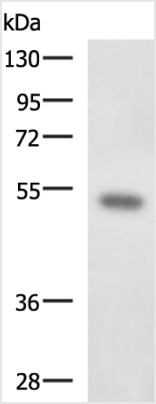

WB (Western Blot)
Western blot analysis of Mouse kidney tissue lysate using FOXQ1 Polyclonal Antibody at dilution of 1:650

ADDITIONAL INFORMATION

Related Product Information for anti-FOXQ1 antibody	FOXQ1 is a member of the FOX gene family, which is characterized by a conserved 110-amino acid DNA-binding motif called the forkhead or winged helix domain. FOX genes are involved in embryonic development, cell cycle regulation, tissue-specific gene expression, cell signaling, and tumorigenesis (Bieller et al., 2001 [PubMed 11747606]).
Product Categories/Family for anti-FOXQ1 antibody	Epigenetics and Nuclear Signaling

NCBI AND UNIPROT INFORMATION

NCBI GI #	145309320
NCBI GeneID	94234
NCBI Accession #	NP_150285.3
NCBI GenBank Nucleotide #	NP_150285.3
UniProt Accession #	Q9C009
Molecular Weight	42 kDa
NCBI Official Full Name	forkhead box protein Q1
NCBI Official Synonym Full Names	forkhead box Q1
NCBI Official Symbol	FOXQ1
NCBI Official Synonym Symbols	HFH1
NCBI Protein Information	forkhead box protein Q1
UniProt Protein Name	Forkhead box protein Q1
UniProt Gene Name	**FOXQ1**
UniProt Synonym Gene Names	HFH1; HFH-1
UniProt Entry Name	FOXQ1_HUMAN

For Research Use Only. Not for use in diagnostic or therapeutic procedures. Small volumes of product may become entrapped in the seal of the vial during shipment and storage; if necessary, briefly centrifuge the vial on a tabletop centrifuge to dislodge any liquid in the cap.

AAA Biotech | Tel: +1 (619) 604-9440 | Fax: +1 (619) 604-9441 | contact@aaabiotech.com
Online datasheet: https://stage.aaabiotech.com/polyclonal/foxq1-antibody-immunohistochemistry-western-blot-elisa/174910