Rabbit anti-Mouse, Rat EPO Polyclonal Antibody | anti-EPO antibody

EPO Polyclonal Antibody

CATALOG #	HOST	REACTIVITY	APPLICATIONS
AAA174467	**Rabbit**	**Mouse, Rat**	**Immunohistochemistry, Western Blot**

PRODUCT SYNONYMS

EPO; Polyclonal Antibody; EPO Polyclonal Antibody; EP; EPO alpha; Epoetin; Erythropoetin; Erythropoietin precursor; MVCD2; anti-EPO antibody

PRODUCT SPECIFICATIONS

Host	Rabbit
Reactivity	Mouse, Rat
Clonality	Polyclonal
Isotype	IgG
Purity/Purification	Affinity Purification
Form/Format	PBS with 0.02% sodium azide, 100 mug/ml BSA and 50% glycerol.
Concentration	0.89 mg/mL (varies by lot)
Sequence Length	192
Applicable Applications for anti-EPO antibody	IHC (Immunohistochemistry), WB (Western Blot)
Immunogen	KLH conjugated synthetic peptide corresponding to Mouse EPO
Conjugation	Unconjugated
Preparation and Storage	Store at -20 degree C. Avoid freeze/thaw cycles.

IMAGES

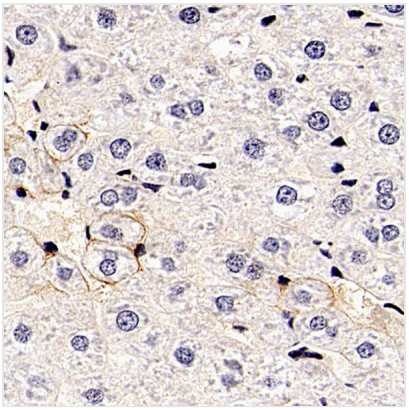

IHC (Immunohistochemisry)
Immunohistochemistry analysis of paraffin-embedded rat liver using EPO Polyclonal Antibody at dilution of 1:600.

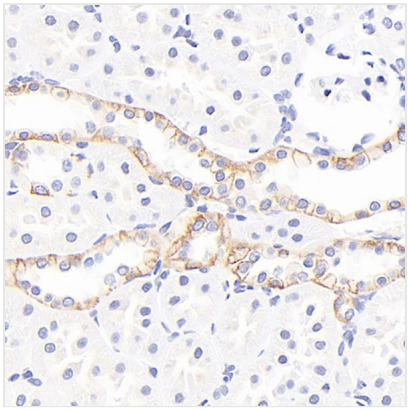

IHC (Immunohiostchemistry)
Immunohistochemistry analysis of paraffin-embedded rat kidney using EPO Polyclonal Antibody at dilution of 1:600.

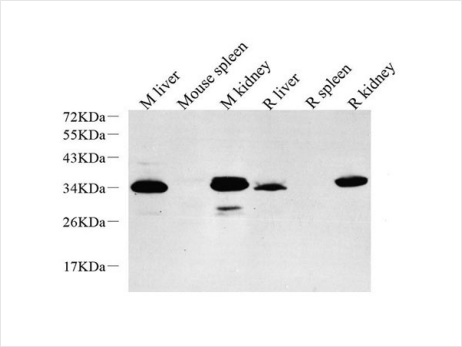

WB (Western Blot)
Western Blot analysis of various samples using EPO Polyclonal Antibodyat dilution of 1:1000.

ADDITIONAL INFORMATION

Related Product Information for anti-EPO antibody	This gene is a member of the EPO/TPO family and encodes a secreted, glycosylated cytokine composed of four alpha helical bundles. The protein is found in the plasma and regulates red cell production by promoting erythroid differentiation and initiating hemoglobin synthesis. This protein also has neuroprotective activity against a variety of potential brain injuries and antiapoptotic functions in several tissue types.
Product Categories/Family for anti-EPO antibody	Cancer; Cardiovascular; Metabolism; Developmental Biology; Signal Transduction; Stem Cells

NCBI AND UNIPROT INFORMATION

NCBI GI #	21389309
NCBI GeneID	13856
NCBI Accession #	NP_031968.1
NCBI GenBank Nucleotide #	NM_007942.2
UniProt Accession #	P07321; P29676
Molecular Weight	Calculated: 34kDa Observed: 34kDa
NCBI Official Full Name	erythropoietin isoform 1
NCBI Official Synonym Full Names	erythropoietin
NCBI Official Symbol	Epo
NCBI Protein Information	erythropoietin
UniProt Protein Name	Erythropoietin
UniProt Gene Name	**Epo**

For Research Use Only. Not for use in diagnostic or therapeutic procedures. Small volumes of product may become entrapped in the seal of the vial during shipment and storage; if necessary, briefly centrifuge the vial on a tabletop centrifuge to dislodge any liquid in the cap.

AAA Biotech | Tel: +1 (619) 604-9440 | Fax: +1 (619) 604-9441 | contact@aaabiotech.com
Online datasheet: https://stage.aaabiotech.com/polyclonal/epo-antibody-immunohistochemistry-western-blot-elisa/174467