Rabbit TMED10 Polyclonal Antibody | anti-TMED10 antibody

TMED10 Polyclonal Antibody

CATALOG #	HOST	REACTIVITY	APPLICATIONS
AAA172006	**Rabbit**	**Human, Mouse, Rat**	**Immunohistochemistry, Western Blot**

PRODUCT SYNONYMS

TMED10 ; Polyclonal Antibody; TMED10 Polyclonal Antibody; p23; TMP21; S31I125; Tmp-21-I; S31III125; P24(DELTA); anti-TMED10 antibody

PRODUCT SPECIFICATIONS

Host	Rabbit
Reactivity	Human, Mouse, Rat
Clonality	Polyclonal
Isotype	IgG
Purity/Purification	Affinity Purification
Applicable Applications for anti-TMED10 antibody	IHC (Immunohistochemistry), WB (Western Blot)
Immunogen	Recombinant protein of human TMED10
Buffer	PBS with 0.02% sodium azide, 50% glycerol, pH7.3
Santa Cruz Alternative	Potential replacement for Santa Cruz Biotechnology antibody catalog# sc-68398
Preparation and Storage	Store at -20 degree C (regular) or -80 degree C (long term). Avoid freeze / thaw cycles. Buffer: PBS with 0.02% sodium azide, 50% glycerol, pH7.3.

IMAGES

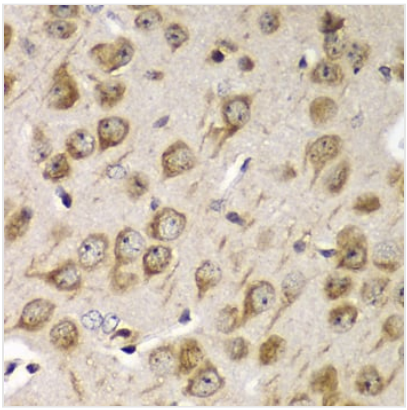

IHC (Immunohistochemisry)
Immunohistochemistry of paraffin-embedded mouse brain using TMED10 antibody at dilution of1:100 (x40 lens).

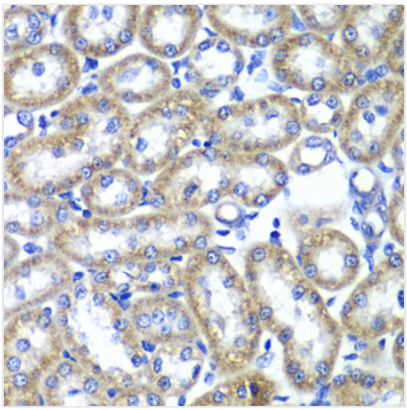

IHC (Immunohiostchemistry)
Immunohistochemistry of paraffin-embedded rat kidney using TMED10 antibody at dilution of1:100 (x40 lens).

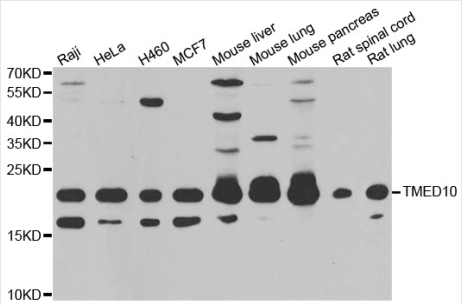

WB (Western Blot)
Western blot analysis of extracts of various cell lines, using TMED10 antibody.

ADDITIONAL INFORMATION

Related Product Information for anti-TMED10 antibody	This gene is a member of the EMP24/GP25L/p24 family and encodes a protein with a GOLD domain. This type I membrane protein is localized to the plasma membrane and golgi cisternae and is involved in vesicular protein trafficking. The protein is also a member of a heteromeric secretase complex and regulates the complex's gamma-secretase activity without affecting its epsilon-secretase activity. Mutations in this gene have been associated with early-onset familial Alzheimer's disease. This gene has a pseudogene on chromosome 8.

NCBI AND UNIPROT INFORMATION

Molecular Weight	Calculated MW: 24kDa

For Research Use Only. Not for use in diagnostic or therapeutic procedures. Small volumes of product may become entrapped in the seal of the vial during shipment and storage; if necessary, briefly centrifuge the vial on a tabletop centrifuge to dislodge any liquid in the cap.

AAA Biotech | Tel: +1 (619) 604-9440 | Fax: +1 (619) 604-9441 | contact@aaabiotech.com
Online datasheet: https://stage.aaabiotech.com/polyclonal/tmed10-antibody-immunohistochemistry-western-blot-elisa/172006