Rabbit APPL1 Polyclonal Antibody | anti-APPL1 antibody

APPL1 Polyclonal Antibody

CATALOG #	HOST	REACTIVITY	APPLICATIONS
AAA170654	**Rabbit**	**Human, Mouse, Rat**	**Immunohistochemistry, Western Blot, ELISA**

PRODUCT SYNONYMS

APPL1; Polyclonal Antibody; APPL1 Polyclonal Antibody; APPL; DIP13alpha; anti-APPL1 antibody

PRODUCT SPECIFICATIONS

Host	Rabbit
Reactivity	Human, Mouse, Rat
Clonality	Polyclonal
Isotype	IgG
Purity/Purification	Antigen affinity purification
Concentration	2.4mg/mL (varies by lot)
Sequence Length	708
Applicable Applications for anti-APPL1 antibody	IHC (Immunohistochemistry), WB (Western Blot), ELISA
Immunogen	Recombinant protein of human APPL1
Buffer	PBS with 0.05% sodium azide, 50% glycerol, pH7.3
Preparation and Storage	Store at -20 degree C (regular) and -80 degree C (long term). Avoid freeze / thaw cycles.

IMAGES

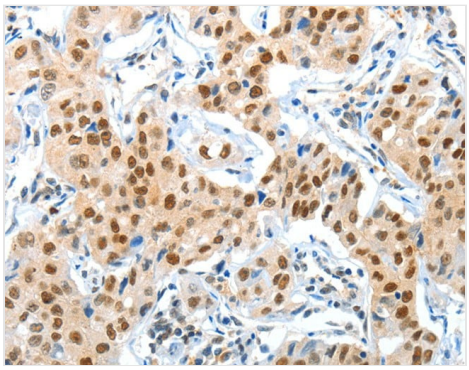

IHC (Immunohistochemisry)
Immunohistochemistry of paraffin-embedded Human lung cancer using APPL1 Polyclonal Antibody at dilution of 1:70

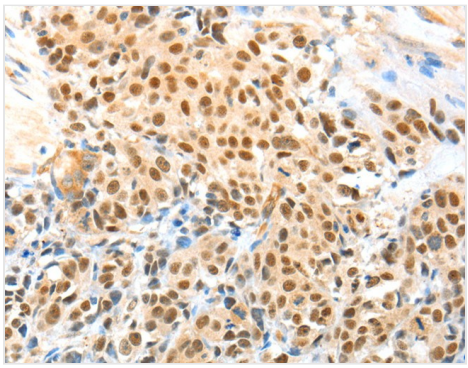

IHC (Immunohiostchemistry)
Immunohistochemistry of paraffin-embedded Human esophagus cancer using APPL1 Polyclonal Antibody at dilution of 1:70

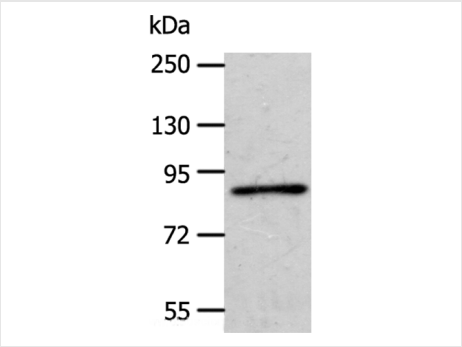

WB (Western Blot)
Western Blot analysis of A172 cell using APPL1 Polyclonal Antibody at dilution of 1:600

ADDITIONAL INFORMATION

Related Product Information for anti-APPL1 antibody	The protein encoded by this gene has been shown to be involved in the regulation of cell proliferation, and in the crosstalk between the adiponectin signalling and insulin signalling pathways. The encoded protein binds many other proteins, including RAB5A, DCC, AKT2, PIK3CA, adiponectin receptors, and proteins of the NuRD/MeCP1 complex. This protein is found associated with endosomal membranes, but can be released by EGF and translocated to the nucleus.
Product Categories/Family for anti-APPL1 antibody	Cell Biology

NCBI AND UNIPROT INFORMATION

NCBI GI #	148234851
NCBI GeneID	398984
NCBI Accession #	NP_001083546.1
NCBI GenBank Nucleotide #	NM_001090077.1
NCBI Official Full Name	adaptor protein, phosphotyrosine interaction, PH domain and leucine zipper containing 1
NCBI Official Synonym Full Names	adaptor protein, phosphotyrosine interaction, PH domain and leucine zipper containing 1<
NCBI Official Symbol	appl1
NCBI Official Synonym Symbols	appl; dip13alpha
NCBI Protein Information	adaptor protein, phosphotyrosine interaction, PH domain and leucine zipper containing 1

For Research Use Only. Not for use in diagnostic or therapeutic procedures. Small volumes of product may become entrapped in the seal of the vial during shipment and storage; if necessary, briefly centrifuge the vial on a tabletop centrifuge to dislodge any liquid in the cap.

AAA Biotech | Tel: +1 (619) 604-9440 | Fax: +1 (619) 604-9441 | contact@aaabiotech.com
Online datasheet: https://stage.aaabiotech.com/polyclonal/appl1-antibody-immunohistochemistry-western-blot-elisa/170654