Rabbit ALDH6A1 Polyclonal Antibody | anti-ALDH6A1 antibody

ALDH6A1 Polyclonal Antibody

CATALOG #	HOST	REACTIVITY	APPLICATIONS
AAA170352	**Rabbit**	**Human, Mouse, Rat**	**Immunohistochemistry, Western Blot, ELISA**

PRODUCT SYNONYMS

ALDH6A1; Polyclonal Antibody; ALDH6A1 Polyclonal Antibody; MMSDH; MMSADHA; anti-ALDH6A1 antibody

PRODUCT SPECIFICATIONS

Host	Rabbit
Reactivity	Human, Mouse, Rat
Clonality	Polyclonal
Isotype	IgG
Purity/Purification	Antigen affinity purification
Concentration	1.6mg/mL (varies by lot)
Sequence Length	535
Applicable Applications for anti-ALDH6A1 antibody	IHC (Immunohistochemistry), WB (Western Blot), ELISA
Immunogen	Recombinant protein of human ALDH6A1
Buffer	PBS with 0.05% sodium azide, 50% glycerol, pH7.3
Preparation and Storage	Store at -20 degree C (regular) and -80 degree C (long term). Avoid freeze / thaw cycles.

IMAGES

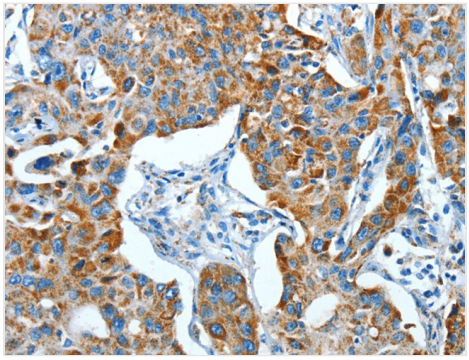

IHC (Immunohistochemisry)
Immunohistochemistry of paraffin-embedded Human lung cancer using ALDH6A1 Polyclonal Antibody at dilution of 1:45

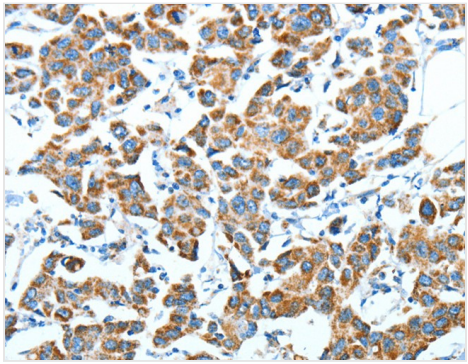

IHC (Immunohiostchemistry)
Immunohistochemistry of paraffin-embedded Human breast cancer using ALDH6A1 Polyclonal Antibody at dilution of 1:45

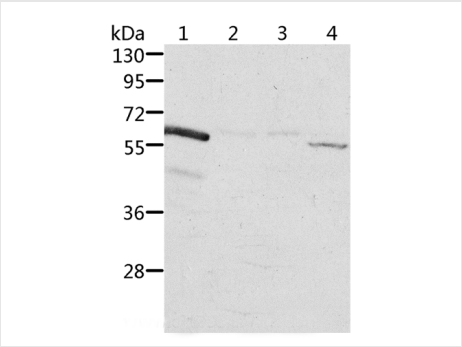

WB (Western Blot)
Western Blot analysis of Rat kidney and Human fetal kidney tissue, Jurkat and K562 cell using ALDH6A1 Polyclonal Antibody at dilution of 1:450

ADDITIONAL INFORMATION

Related Product Information for anti-ALDH6A1 antibody	This protein belongs to the aldehyde dehydrogenases family of proteins. This enzyme plays a role in the valine and pyrimidine catabolic pathways. The product of this gene, a mitochondrial methylmalonate semialdehyde dehydrogenase, catalyzes the irreversible oxidative decarboxylation of malonate and methylmalonate semialdehydes to acetyl- and propionyl-CoA. Methylmalonate semialdehyde dehydrogenase deficiency is characterized by elevated beta-alanine, 3-hydroxypropionic acid, and both isomers of 3-amino and 3-hydroxyisobutyric acids in urine organic acids.

NCBI AND UNIPROT INFORMATION

NCBI GI #	649101515
NCBI Official Full Name	ALDH6A1, partial

For Research Use Only. Not for use in diagnostic or therapeutic procedures. Small volumes of product may become entrapped in the seal of the vial during shipment and storage; if necessary, briefly centrifuge the vial on a tabletop centrifuge to dislodge any liquid in the cap.

AAA Biotech | Tel: +1 (619) 604-9440 | Fax: +1 (619) 604-9441 | contact@aaabiotech.com
Online datasheet: https://stage.aaabiotech.com/polyclonal/aldh6a1-antibody-immunohistochemistry-western-blot-elisa/170352