Rabbit anti-Human, Mouse ADORA3 Polyclonal Antibody | anti-ADORA3 antibody

ADORA3 Polyclonal Antibody

CATALOG #	HOST	REACTIVITY	APPLICATIONS
AAA170346	**Rabbit**	**Human, Mouse**	**Immunohistochemistry, Western Blot, ELISA**

PRODUCT SYNONYMS

ADORA3; Polyclonal Antibody; ADORA3 Polyclonal Antibody; A3AR; AD026; anti-ADORA3 antibody

PRODUCT SPECIFICATIONS

Host	Rabbit
Reactivity	Human, Mouse
Clonality	Polyclonal
Isotype	IgG
Purity/Purification	Affinity purification
Form/Format	PBS with 0.05% sodium azide, 50% glycerol, pH7.3
Sequence Length	128
Applicable Applications for anti-ADORA3 antibody	IHC (Immunohistochemistry), WB (Western Blot), ELISA
Immunogen	Recombinant protein of human ADORA3
Preparation and Storage	Store at -20 degree C. Avoid freeze / thaw cycles.

IMAGES

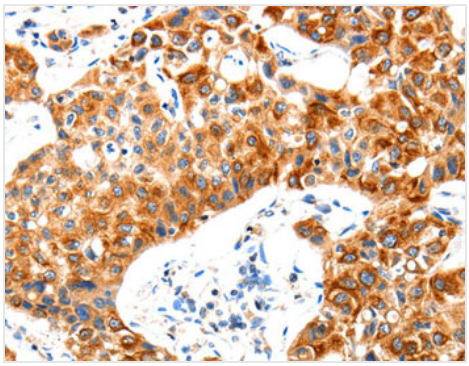

IHC (Immunohistochemisry)
Immunohistochemistry of paraffin-embedded Human lung cancer using ADORA3 Polyclonal Antibody at dilution of 1:20

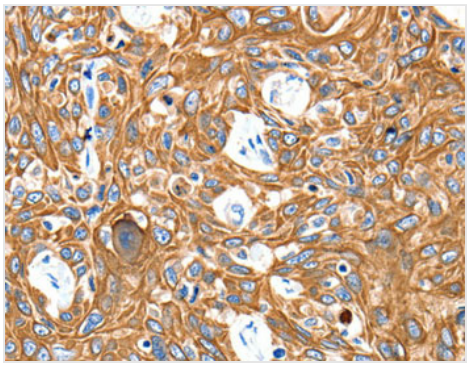

IHC (Immunohiostchemistry)
Immunohistochemistry of paraffin-embedded Human esophagus cancer using ADORA3 Polyclonal Antibody at dilution of 1:20

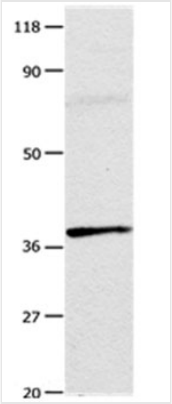

WB (Western Blot)
Western Blot analysis of Mouse testis tissue using ADORA3 Polyclonal Antibody at dilution of 1:100

ADDITIONAL INFORMATION

Related Product Information for anti-ADORA3 antibody	Background: This gene encodes a protein that belongs to the family of adenosine receptors, which are G-protein-coupled receptors that are involved in a variety of intracellular signaling pathways and physiological functions. The receptor encoded by this gene mediates a sustained cardioprotective function during cardiac ischemia, it is involved in the inhibition of neutrophil degranulation in neutrophil-mediated tissue injury, it has been implicated in both neuroprotective and neurodegenerative effects, and it may also mediate both cell proliferation and cell death. Alternative splicing results in multiple transcript variants. This gene shares its 5'terminal exon with some transcripts from overlapping GeneID:57413, which encodes an immunoglobulin domain-containing protein.

NCBI AND UNIPROT INFORMATION

NCBI GI #	296025083
UniProt Accession #	P0DMS8
Molecular Weight	Calculated Molecular Weight: 36kDa
NCBI Official Full Name	ADORA3, partial
UniProt Protein Name	Adenosine receptor A3
UniProt Gene Name	**Adora3**
UniProt Entry Name	A3EWY8_MICMY

For Research Use Only. Not for use in diagnostic or therapeutic procedures. Small volumes of product may become entrapped in the seal of the vial during shipment and storage; if necessary, briefly centrifuge the vial on a tabletop centrifuge to dislodge any liquid in the cap.

AAA Biotech | Tel: +1 (619) 604-9440 | Fax: +1 (619) 604-9441 | contact@aaabiotech.com
Online datasheet: https://stage.aaabiotech.com/polyclonal/adora3-antibody-immunohistochemistry-western-blot-elisa/170346