Rabbit PAICS Polyclonal Antibody | anti-PAICS antibody

PAICS Polyclonal Antibody

CATALOG #	HOST	REACTIVITY	APPLICATIONS
AAA170271	**Rabbit**	**Human, Mouse, Rat**	**Immunohistochemistry, Western Blot, ELISA**

PRODUCT SYNONYMS

PAICS; Polyclonal Antibody; PAICS Polyclonal Antibody; ADE2; AIRC; PAIS; ADE2H1; anti-PAICS antibody

PRODUCT SPECIFICATIONS

Host	Rabbit
Reactivity	Human, Mouse, Rat
Clonality	Polyclonal
Isotype	IgG
Purity/Purification	Antigen affinity purification
Concentration	2.4mg/mL (varies by lot)
Sequence Length	425
Applicable Applications for anti-PAICS antibody	IHC (Immunohistochemistry), WB (Western Blot), ELISA
Immunogen	Recombinant protein of human PAICS
Buffer	PBS with 0.05% sodium azide, 50% glycerol, pH7.3
Preparation and Storage	Store at -20 degree C (regular) and -80 degree C (long term). Avoid freeze / thaw cycles.

IMAGES

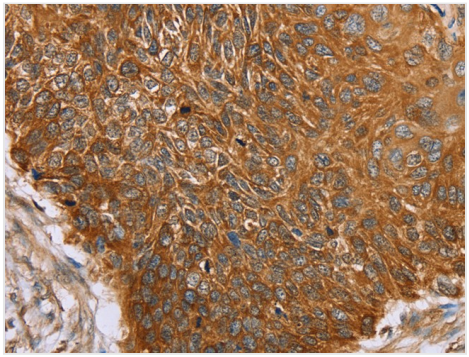

IHC (Immunohistochemisry)
Immunohistochemistry of paraffin-embedded Human esophagus cancer using PAICS Polyclonal Antibody at dilution of 1:50

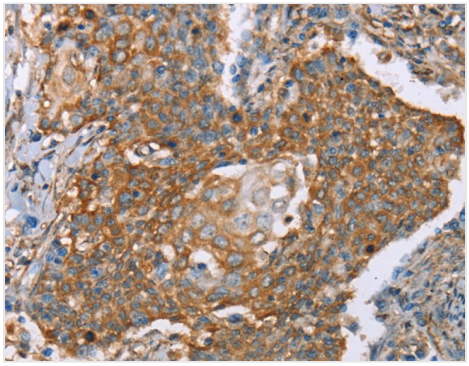

IHC (Immunohiostchemistry)
Immunohistochemistry of paraffin-embedded Human cervical cancer using PAICS Polyclonal Antibody at dilution of 1:50

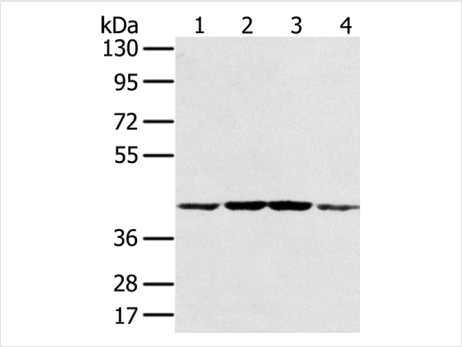

WB (Western Blot)
Western Blot analysis of Hela, K562, Raji and Jurkat cell using PAICS Polyclonal Antibody at dilution of 1:550

ADDITIONAL INFORMATION

Related Product Information for anti-PAICS antibody	This gene encodes a bifunctional enzyme containing phosphoribosylaminoimidazole carboxylase activity in its N-terminal region and phosphoribosylaminoimidazole succinocarboxamide synthetase in its C-terminal region. It catalyzes steps 6 and 7 of purine biosynthesis. The gene is closely linked and divergently transcribed with a locus that encodes an enzyme in the same pathway, and transcription of the two genes is coordinately regulated. The human genome contains several pseudogenes of this gene. Multiple transcript variants encoding different isoforms have been found for this gene.

NCBI AND UNIPROT INFORMATION

NCBI GI #	649106374
NCBI Official Full Name	PAICS, partial

For Research Use Only. Not for use in diagnostic or therapeutic procedures. Small volumes of product may become entrapped in the seal of the vial during shipment and storage; if necessary, briefly centrifuge the vial on a tabletop centrifuge to dislodge any liquid in the cap.

AAA Biotech | Tel: +1 (619) 604-9440 | Fax: +1 (619) 604-9441 | contact@aaabiotech.com
Online datasheet: https://stage.aaabiotech.com/polyclonal/paics-antibody-immunohistochemistry-western-blot-elisa/170271