Rabbit NDUFS5 Polyclonal Antibody | anti-NDUFS5 antibody

NDUFS5 Polyclonal Antibody

CATALOG #	HOST	REACTIVITY	APPLICATIONS
AAA169598	**Rabbit**	**Human, Mouse, Rat**	**Immunohistochemistry, Western Blot, ELISA**

PRODUCT SYNONYMS

NDUFS5; Polyclonal Antibody; NDUFS5 Polyclonal Antibody; CI15K; CI-15k; anti-NDUFS5 antibody

PRODUCT SPECIFICATIONS

Host	Rabbit
Reactivity	Human, Mouse, Rat
Clonality	Polyclonal
Isotype	IgG
Purity/Purification	Antigen affinity purification
Concentration	2.8mg/mL (varies by lot)
Sequence Length	106
Applicable Applications for anti-NDUFS5 antibody	IHC (Immunohistochemistry), WB (Western Blot), ELISA
Immunogen	Recombinant protein of human NDUFS5
Buffer	PBS with 0.05% sodium azide, 50% glycerol, pH7.3
Preparation and Storage	Store at -20 degree C (regular) and -80 degree C (long term). Avoid freeze / thaw cycles.

IMAGES

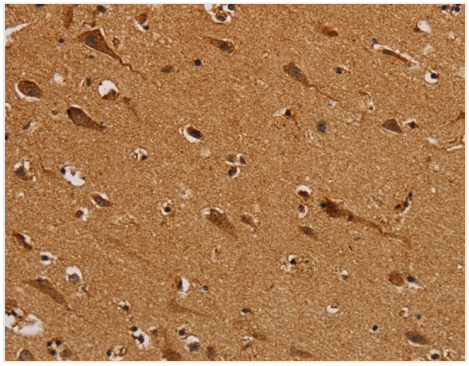

IHC (Immunohistochemisry)
Immunohistochemistry of paraffin-embedded Human brain using NDUFS5 Polyclonal Antibody at dilution of 1:50

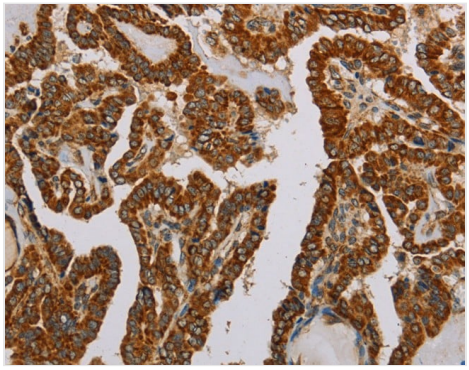

IHC (Immunohiostchemistry)
Immunohistochemistry of paraffin-embedded Human thyroid cancer using NDUFS5 Polyclonal Antibody at dilution of 1:50

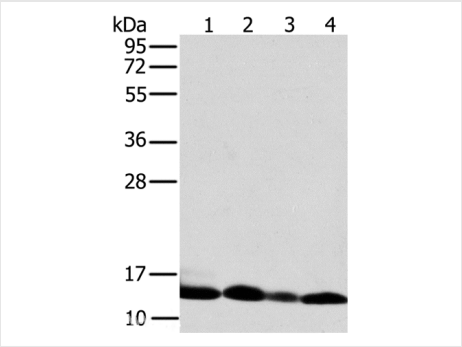

WB (Western Blot)
Western Blot analysis of Human liver tissue and K562 cell, Human fetal brain tissue and Raji cell using NDUFS5 Polyclonal Antibody at dilution of 1:400

ADDITIONAL INFORMATION

Related Product Information for anti-NDUFS5 antibody	This gene is a member of the NADH dehydrogenase (ubiquinone) iron-sulfur protein family. The encoded protein is a subunit of the NADH:ubiquinone oxidoreductase (complex I), the first enzyme complex in the electron transport chain located in the inner mitochondrial membrane. Alternative splicing results in multiple transcript variants and pseudogenes have been identified on chromosomes 1, 4 and 17.

NCBI AND UNIPROT INFORMATION

NCBI GI #	297206823
NCBI GeneID	4725
NCBI Accession #	NP_001171908.1
NCBI GenBank Nucleotide #	NM_001184979.1
Molecular Weight	12,518 Da
NCBI Official Full Name	NADH dehydrogenase
NCBI Official Synonym Full Names	NADH dehydrogenase (ubiquinone) Fe-S protein 5, 15kDa (NADH-coenzyme Q reductase)
NCBI Official Symbol	NDUFS5
NCBI Official Synonym Symbols	CI15K; CI-15k
NCBI Protein Information	NADH dehydrogenase [ubiquinone] iron-sulfur protein 5; NADH dehydrogenase [ubiquinone] iron-sulfur protein 5; CI-15 kDa; NADH:ubiquinone oxidoreductase 15 kDa IP subunit; complex I-15 kDa
UniProt Protein Name	NADH dehydrogenase [ubiquinone] iron-sulfur protein 5
UniProt Gene Name	**NDUFS5**
UniProt Synonym Gene Names	CI-15 kDa
UniProt Entry Name	NDUS5_HUMAN

For Research Use Only. Not for use in diagnostic or therapeutic procedures. Small volumes of product may become entrapped in the seal of the vial during shipment and storage; if necessary, briefly centrifuge the vial on a tabletop centrifuge to dislodge any liquid in the cap.

AAA Biotech | Tel: +1 (619) 604-9440 | Fax: +1 (619) 604-9441 | contact@aaabiotech.com
Online datasheet: https://stage.aaabiotech.com/polyclonal/ndufs5-antibody-immunohistochemistry-western-blot-elisa/169598