Rabbit MYL6 Polyclonal Antibody | anti-MYL6 antibody

MYL6 Polyclonal Antibody

CATALOG #	HOST	REACTIVITY	APPLICATIONS
AAA168711	**Rabbit**	**Human, Mouse, Rat**	**Immunohistochemistry, Western Blot, ELISA**

PRODUCT SYNONYMS

MYL6; Polyclonal Antibody; MYL6 Polyclonal Antibody; LC17; ESMLC; LC17A; LC17B; MLC-3; MLC1SM; MLC3NM; MLC3SM; LC17-GI; LC17-NM; anti-MYL6 antibody

PRODUCT SPECIFICATIONS

Host	Rabbit
Reactivity	Human, Mouse, Rat
Clonality	Polyclonal
Isotype	IgG
Purity/Purification	Antigen affinity purification
Concentration	1.7mg/mL (varies by lot)
Sequence Length	116
Applicable Applications for anti-MYL6 antibody	IHC (Immunohistochemistry), WB (Western Blot), ELISA
Immunogen	Recombinant protein of human MYL6
Buffer	PBS with 0.05% sodium azide, 50% glycerol, pH7.3
Preparation and Storage	Store at -20 degree C (regular) and -80 degree C (long term). Avoid freeze / thaw cycles.

IMAGES

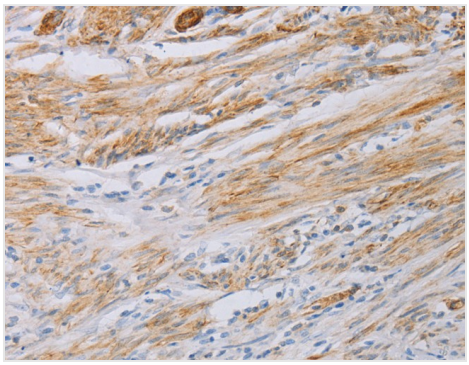

IHC (Immunohistochemisry)
Immunohistochemistry of paraffin-embedded Human cervical cancer using MYL6 Polyclonal Antibody at dilution of 1:40

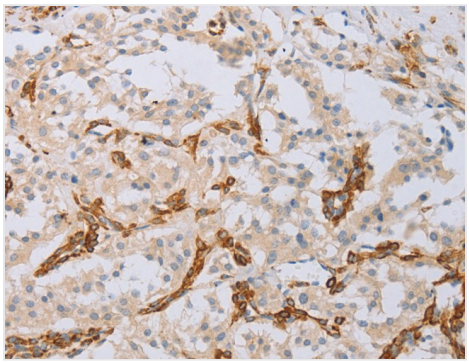

IHC (Immunohiostchemistry)
Immunohistochemistry of paraffin-embedded Human thyroid cancer using MYL6 Polyclonal Antibody at dilution of 1:40

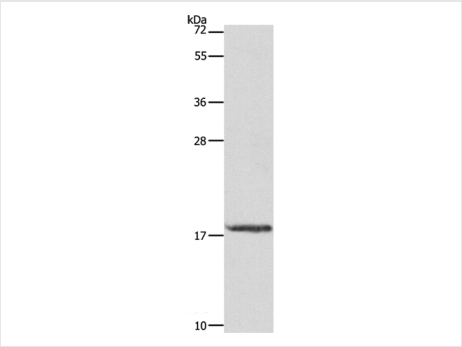

WB (Western Blot)
Western Blot analysis of Mouse stomach tissue using MYL6 Polyclonal Antibody at dilution of 1:237.5

ADDITIONAL INFORMATION

Related Product Information for anti-MYL6 antibody	Myosin is a hexameric ATPase cellular motor protein. It is composed of two heavy chains, two nonphosphorylatable alkali light chains, and two phosphorylatable regulatory light chains. This gene encodes a myosin alkali light chain that is expressed in smooth muscle and non-muscle tissues. Genomic sequences representing several pseudogenes have been described and two transcript variants encoding different isoforms have been identified for this gene.

NCBI AND UNIPROT INFORMATION

NCBI GI #	48145795
NCBI GeneID	4637
UniProt Accession #	Q6IBG5; P60660
Molecular Weight	12,970 Da
NCBI Official Full Name	MYL6
NCBI Official Synonym Full Names	myosin, light chain 6, alkali, smooth muscle and non-muscle
NCBI Official Symbol	MYL6
NCBI Official Synonym Symbols	LC17; ESMLC; LC17A; LC17B; MLC-3; MLC1SM; MLC3NM; MLC3SM; LC17-GI; LC17-NM
NCBI Protein Information	myosin light polypeptide 6; 17 kDa myosin light chain; myosin light chain A3; myosin light chain alkali 3; myosin, light polypeptide 6, alkali, smooth muscle and non-muscle
UniProt Protein Name	MYL6 protein
UniProt Gene Name	**MYL6**
UniProt Entry Name	Q6IBG5_HUMAN

For Research Use Only. Not for use in diagnostic or therapeutic procedures. Small volumes of product may become entrapped in the seal of the vial during shipment and storage; if necessary, briefly centrifuge the vial on a tabletop centrifuge to dislodge any liquid in the cap.

AAA Biotech | Tel: +1 (619) 604-9440 | Fax: +1 (619) 604-9441 | contact@aaabiotech.com
Online datasheet: https://stage.aaabiotech.com/polyclonal/myl6-antibody-immunohistochemistry-western-blot-elisa/168711