Rabbit PCK1 Polyclonal Antibody | anti-PCK1 antibody

PCK1 Antibody

CATALOG #	HOST	REACTIVITY	APPLICATIONS
AAA168384	**Rabbit**	**Human, Mouse, Rat**	**Immunohistochemistry, Western Blot**

PRODUCT SYNONYMS

PCK1; Polyclonal Antibody; PCK1 Antibody; MGC22652; PEPCK-C; PEPCK1; PEPCKC; anti-PCK1 antibody

PRODUCT SPECIFICATIONS

Host	Rabbit
Reactivity	Human, Mouse, Rat
Clonality	Polyclonal
Isotype	IgG
Purity/Purification	Antigen affinity purification
Concentration	1mg/mL (varies by lot)
Sequence Length	622
Applicable Applications for anti-PCK1 antibody	IHC (Immunohistochemistry), WB (Western Blot)
Immunogen	A synthetic peptide of human PCK1
Buffer	PBS with 0.02% sodium azide, 50% glycerol, pH7.3
Santa Cruz Alternative	Potential replacement for Santa Cruz Biotechnology antibody catalog# sc-74825 / sc-130843 / sc-74823 / sc-135278
Preparation and Storage	Store at -20 degree C (regular) and -80 degree C (long term). Avoid freeze / thaw cycles.

IMAGES

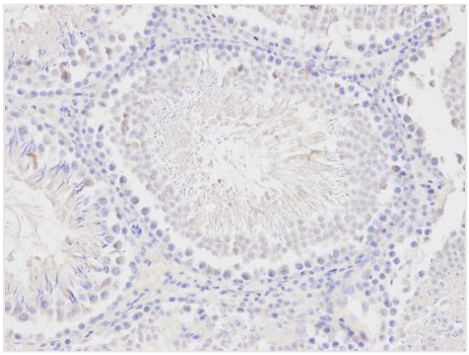

IHC (Immunohistochemisry)
Immunohistochemistry of paraffin-embedded rat testis using PCK1 antibody at dilution of 1:200 (200x lens).

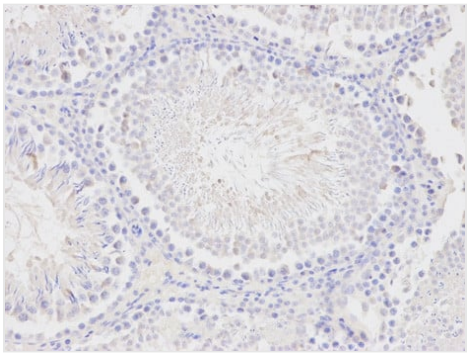

IHC (Immunohiostchemistry)
Immunohistochemical of paraffin-embedded human thyroid cancer using PCK1 antibody at dilution of 1:200 (200x lens).

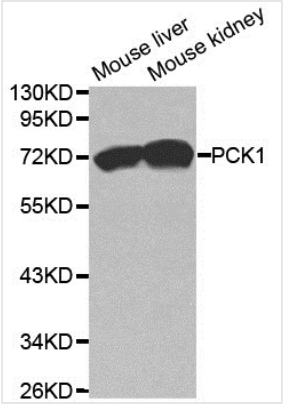

WB (Western Blot)
Western blot analysis of extracts of various cell lines, using PCK1 antibody.

ADDITIONAL INFORMATION

Related Product Information for anti-PCK1 antibody	PCK1(Phosphoenolpyruvate carboxykinase, cytosolic) is also named as PEPCK1 and belongs to the phosphoenolpyruvate carboxykinase [GTP] family. It catalyzes the formation of phosphoenolpyruvate from oxaloacetate, with the release of carbon dioxide and GDP. It is also a main control point for the regulation of gluconeogenesis. In eukaryotes there are two isozymes: a cytoplasmic one and a mitochondrial one. Defects in PCK1 are the cause of cytosolic phosphoenolpyruvate carboxykinase deficiency (C-PEPCKD). This antibody is specific to PCK1.

NCBI AND UNIPROT INFORMATION

NCBI GI #	187281517
NCBI GeneID	5105
NCBI Accession #	NP_002582.3
NCBI GenBank Nucleotide #	NM_002591.3
Molecular Weight	34,156 Da
NCBI Official Full Name	phosphoenolpyruvate carboxykinase, cytosolic
NCBI Official Synonym Full Names	phosphoenolpyruvate carboxykinase 1 (soluble)
NCBI Official Symbol	PCK1
NCBI Official Synonym Symbols	PEPCK1; PEPCKC; PEPCK-C
NCBI Protein Information	phosphoenolpyruvate carboxykinase, cytosolic [GTP]; phosphoenolpyruvate carboxykinase, cytosolic [GTP]; PEP carboxykinase; phosphoenolpyruvate carboxylase; phosphopyruvate carboxylase
UniProt Protein Name	Phosphoenolpyruvate carboxykinase, cytosolic [GTP]
UniProt Gene Name	**PCK1**
UniProt Synonym Gene Names	PEPCK1; PEPCK-C
UniProt Entry Name	PCKGC_HUMAN

For Research Use Only. Not for use in diagnostic or therapeutic procedures. Small volumes of product may become entrapped in the seal of the vial during shipment and storage; if necessary, briefly centrifuge the vial on a tabletop centrifuge to dislodge any liquid in the cap.

AAA Biotech | Tel: +1 (619) 604-9440 | Fax: +1 (619) 604-9441 | contact@aaabiotech.com
Online datasheet: https://stage.aaabiotech.com/polyclonal/pck1-antibody-immunohistochemistry-western-blot-elisa/168384