Rabbit MMP20 Polyclonal Antibody | anti-MMP20 antibody

MMP20 Polyclonal Antibody

CATALOG #	HOST	REACTIVITY	APPLICATIONS
AAA168316	**Rabbit**	**Human, Mouse, Rat**	**Immunohistochemistry, Western Blot, ELISA**

PRODUCT SYNONYMS

MMP20; Polyclonal Antibody; MMP20 Polyclonal Antibody; AI2A2; MMP-20; anti-MMP20 antibody

PRODUCT SPECIFICATIONS

Host	Rabbit
Reactivity	Human, Mouse, Rat
Clonality	Polyclonal
Isotype	IgG
Purity/Purification	Antigen affinity purification
Concentration	1.6mg/mL (varies by lot)
Sequence Length	483
Applicable Applications for anti-MMP20 antibody	IHC (Immunohistochemistry), WB (Western Blot), ELISA
Immunogen	Synthetic peptide of human MMP20
Buffer	PBS with 0.05% sodium azide, 50% glycerol, pH7.3
Preparation and Storage	Store at -20 degree C (regular) and -80 degree C (long term). Avoid freeze / thaw cycles.

IMAGES

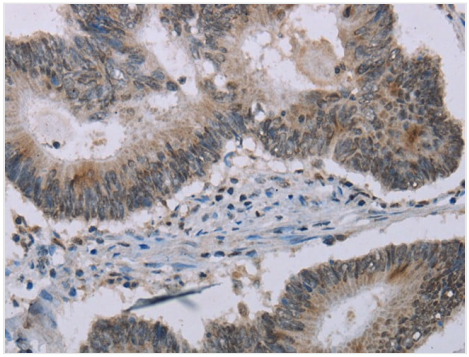

IHC (Immunohistochemisry)
Immunohistochemistry of paraffin-embedded Human colon cancer using MMP20 Polyclonal Antibody at dilution of 1:30

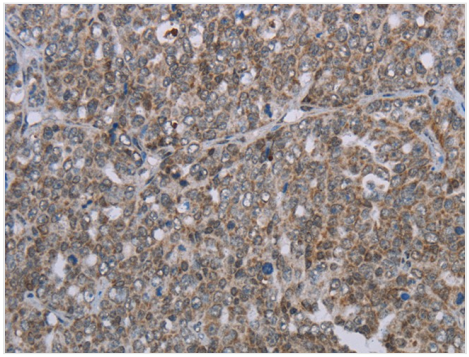

IHC (Immunohiostchemistry)
Immunohistochemistry of paraffin-embedded Human ovarian cancer using MMP20 Polyclonal Antibody at dilution of 1:30

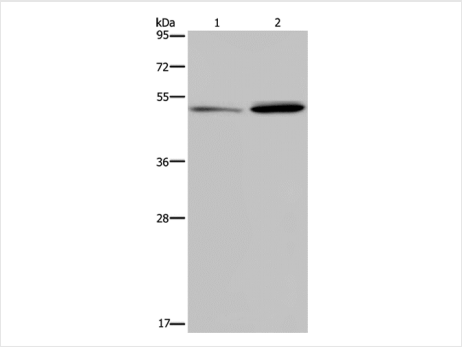

WB (Western Blot)
Western Blot analysis of Mouse brain tissue and 823 cell using MMP20 Polyclonal Antibody at dilution of 1:250

ADDITIONAL INFORMATION

Related Product Information for anti-MMP20 antibody	Proteins of the matrix metalloproteinase (MMP) family are involved in the breakdown of extracellular matrix in normal physiological processes, such as embryonic development, reproduction, and tissue remodeling, as well as in disease processes, such as arthritis and metastasis. Most MMP's are secreted as inactive proproteins which are activated when cleaved by extracellular proteinases. The protein encoded by this gene degrades amelogenin, the major protein component of dental enamel matrix, and thus thought to play a role in tooth enamel formation. A mutation in this gene, which alters the normal splice pattern and results in premature termination of the encoded protein, has been associated with amelogenesis imperfecta. This gene is part of a cluster of MMP genes located on chromosome 11q22. 3.
Product Categories/Family for anti-MMP20 antibody	Cancer; Cell biology

NCBI AND UNIPROT INFORMATION

NCBI GI #	45359865
NCBI GeneID	9313
NCBI Accession #	NP_004762.2
NCBI GenBank Nucleotide #	NM_004771.3
Molecular Weight	54,387 Da
NCBI Official Full Name	matrix metalloproteinase-20 preproprotein
NCBI Official Synonym Full Names	matrix metallopeptidase 20
NCBI Official Symbol	MMP20
NCBI Official Synonym Symbols	AI2A2; MMP-20
NCBI Protein Information	matrix metalloproteinase-20; enamel metalloproteinase; matrix metalloproteinase 20 (enamelysin)
UniProt Protein Name	Matrix metalloproteinase-20
UniProt Gene Name	**MMP20**
UniProt Synonym Gene Names	MMP-20
UniProt Entry Name	MMP20_HUMAN

For Research Use Only. Not for use in diagnostic or therapeutic procedures. Small volumes of product may become entrapped in the seal of the vial during shipment and storage; if necessary, briefly centrifuge the vial on a tabletop centrifuge to dislodge any liquid in the cap.

AAA Biotech | Tel: +1 (619) 604-9440 | Fax: +1 (619) 604-9441 | contact@aaabiotech.com
Online datasheet: https://stage.aaabiotech.com/polyclonal/mmp20-antibody-immunohistochemistry-western-blot-elisa/168316