Rabbit ADRA1B Polyclonal Antibody | anti-ADRA1B antibody

ADRA1B Polyclonal Antibody

CATALOG #	HOST	REACTIVITY	APPLICATIONS
AAA167938	**Rabbit**	**Human, Mouse, Rat**	**Immunohistochemistry, Western Blot, ELISA**

PRODUCT SYNONYMS

ADRA1B; Polyclonal Antibody; ADRA1B Polyclonal Antibody; ADRA1; ALPHA1BAR; anti-ADRA1B antibody

PRODUCT SPECIFICATIONS

Host	Rabbit
Reactivity	Human, Mouse, Rat
Clonality	Polyclonal
Isotype	IgG
Purity/Purification	Antigen affinity purification
Concentration	1.1mg/mL (varies by lot)
Sequence Length	520
Applicable Applications for anti-ADRA1B antibody	IHC (Immunohistochemistry), WB (Western Blot), ELISA
Immunogen	Synthetic peptide of human ADRA1B
Buffer	PBS with 0.05% sodium azide, 50% glycerol, pH7.3
Preparation and Storage	Store at -20 degree C (regular) and -80 degree C (long term). Avoid freeze / thaw cycles.

IMAGES

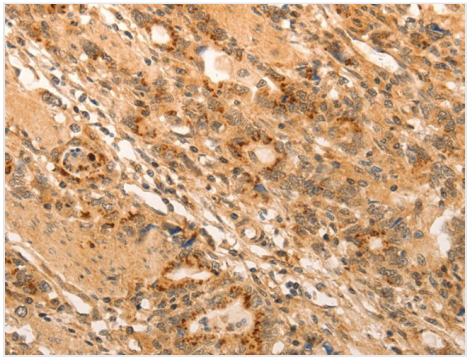

IHC (Immunohistochemisry)
Immunohistochemistry of paraffin-embedded Human gastic cancer using ADRA1B Polyclonal Antibody at dilution of 1:20

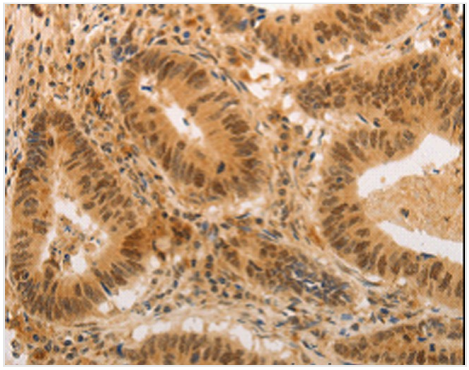

IHC (Immunohiostchemistry)
Immunohistochemistry of paraffin-embedded Human colon cancer using ADRA1B Polyclonal Antibody at dilution of 1:20



WB (Western Blot)
Western Blot analysis of Human lung cancer tissue using ADRA1B Polyclonal Antibody at dilution of 1:550

ADDITIONAL INFORMATION

Related Product Information for anti-ADRA1B antibody	Alpha-1-adrenergic receptors (alpha-1-ARs) are members of the G protein-coupled receptor superfamily. They activate mitogenic responses and regulate growth and proliferation of many cells. There are 3 alpha-1-AR subtypes: alpha-1A, -1B and -1D, all of which signal through the Gq/11 family of G-proteins and different subtypes show different patterns of activation. This gene encodes alpha-1B-adrenergic receptor, which induces neoplastic transformation when transfected into NIH 3T3 fibroblasts and other cell lines. Thus, this normal cellular gene is identified as a protooncogene. This gene comprises 2 exons and a single large intron of at least 20 kb that interrupts the coding region.
Product Categories/Family for anti-ADRA1B antibody	Epigenetics

NCBI AND UNIPROT INFORMATION

NCBI GI #	4501959
NCBI GeneID	147
NCBI Accession #	NP_000670.1
NCBI GenBank Nucleotide #	NM_000679.3
Molecular Weight	56,836 Da
NCBI Official Full Name	alpha-1B adrenergic receptor
NCBI Official Synonym Full Names	adrenoceptor alpha 1B
NCBI Official Symbol	ADRA1B
NCBI Official Synonym Symbols	ADRA1; ALPHA1BAR
NCBI Protein Information	alpha-1B adrenergic receptor; adrenergic, alpha-1B-, receptor; alpha-1B adrenoceptor; alpha-1B adrenoreceptor; alpha-1B-adrenergic receptor
UniProt Protein Name	Alpha-1B adrenergic receptor
UniProt Gene Name	**ADRA1B**
UniProt Synonym Gene Names	Alpha-1B adrenoceptor
UniProt Entry Name	ADA1B_HUMAN

For Research Use Only. Not for use in diagnostic or therapeutic procedures. Small volumes of product may become entrapped in the seal of the vial during shipment and storage; if necessary, briefly centrifuge the vial on a tabletop centrifuge to dislodge any liquid in the cap.

AAA Biotech | Tel: +1 (619) 604-9440 | Fax: +1 (619) 604-9441 | contact@aaabiotech.com
Online datasheet: https://stage.aaabiotech.com/polyclonal/adra1b-antibody-immunohistochemistry-western-blot-elisa/167938