Rabbit SMAD9 Polyclonal Antibody | anti-SMAD9 antibody

SMAD9 Polyclonal Antibody

CATALOG #	HOST	REACTIVITY	APPLICATIONS
AAA167754	**Rabbit**	**Human, Mouse, Rat**	**Immunohistochemistry, Western Blot, ELISA**

PRODUCT SYNONYMS

SMAD9; Polyclonal Antibody; SMAD9 Polyclonal Antibody; PPH2; MADH6; MADH9; SMAD8; SMAD8A; SMAD8B; anti-SMAD9 antibody

PRODUCT SPECIFICATIONS

Host	Rabbit
Reactivity	Human, Mouse, Rat
Clonality	Polyclonal
Isotype	IgG
Purity/Purification	Antigen affinity purification
Concentration	2.9mg/mL (varies by lot)
Sequence Length	467
Applicable Applications for anti-SMAD9 antibody	IHC (Immunohistochemistry), WB (Western Blot), ELISA
Immunogen	Synthetic peptide of human SMAD9
Buffer	PBS with 0.05% sodium azide, 50% glycerol, pH7.3
Preparation and Storage	Store at -20 degree C (regular) and -80 degree C (long term). Avoid freeze / thaw cycles.

IMAGES

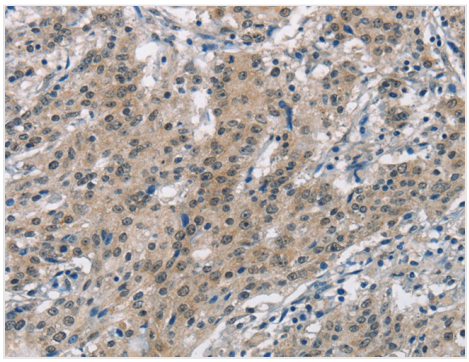

IHC (Immunohistochemisry)
Immunohistochemistry of paraffin-embedded Human gastric cancer using SMAD9 Polyclonal Antibody at dilution of 1:30

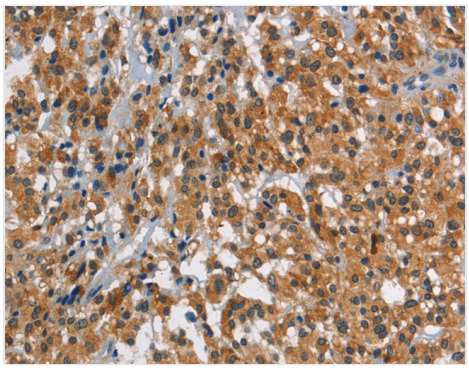

IHC (Immunohiostchemistry)
Immunohistochemistry of paraffin-embedded Human thyroid cancer using SMAD9 Polyclonal Antibody at dilution of 1:30

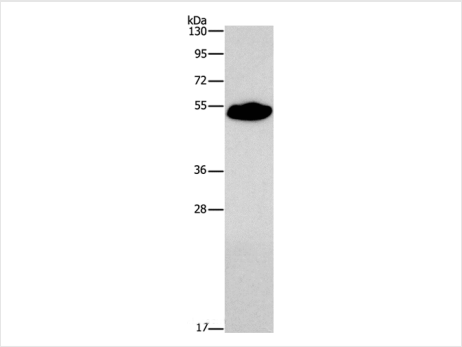

WB (Western Blot)
Western Blot analysis of Mouse heart tissue using SMAD9 Polyclonal Antibody at dilution of 1:290

ADDITIONAL INFORMATION

Related Product Information for anti-SMAD9 antibody	The protein encoded by this gene is a member of the SMAD family, which transduces signals from TGF-beta family members. The encoded protein is activated by bone morphogenetic proteins and interacts with SMAD4. Two transcript variants encoding different isoforms have been found for this gene.
Product Categories/Family for anti-SMAD9 antibody	Stem Cells

NCBI AND UNIPROT INFORMATION

NCBI GI #	85396852
NCBI GeneID	4093
Molecular Weight	48,640 Da
NCBI Official Full Name	SMAD9 protein
NCBI Official Synonym Full Names	SMAD family member 9
NCBI Official Symbol	SMAD9
NCBI Official Synonym Symbols	PPH2; MADH6; MADH9; SMAD8; SMAD8A; SMAD8B
NCBI Protein Information	mothers against decapentaplegic homolog 9; MAD homolog 9; Mothers against decapentaplegic, drosophila, homolog of, 9; SMAD, mothers against DPP homolog 9
UniProt Protein Name	Mothers against decapentaplegic homolog 9
UniProt Gene Name	**SMAD9**
UniProt Synonym Gene Names	MADH6; MADH9; MAD homolog 9; Mothers against DPP homolog 9; SMAD 9; Smad9
UniProt Entry Name	SMAD9_HUMAN

For Research Use Only. Not for use in diagnostic or therapeutic procedures. Small volumes of product may become entrapped in the seal of the vial during shipment and storage; if necessary, briefly centrifuge the vial on a tabletop centrifuge to dislodge any liquid in the cap.

AAA Biotech | Tel: +1 (619) 604-9440 | Fax: +1 (619) 604-9441 | contact@aaabiotech.com
Online datasheet: https://stage.aaabiotech.com/polyclonal/smad9-antibody-immunohistochemistry-western-blot-elisa/167754