Rabbit DIABLO Polyclonal Antibody | anti-DIABLO antibody

DIABLO Polyclonal Antibody

CATALOG #	HOST	REACTIVITY	APPLICATIONS
AAA167571	**Rabbit**	**Human, Mouse, Rat**	**Immunohistochemistry, Western Blot, ELISA**

PRODUCT SYNONYMS

DIABLO; Polyclonal Antibody; DIABLO Polyclonal Antibody; SMAC; SMAC3; DFNA64; DIABLO-S; anti-DIABLO antibody

PRODUCT SPECIFICATIONS

Host	Rabbit
Reactivity	Human, Mouse, Rat
Clonality	Polyclonal
Isotype	IgG
Purity/Purification	Antigen affinity purification
Concentration	1.7mg/mL (varies by lot)
Sequence Length	195
Applicable Applications for anti-DIABLO antibody	IHC (Immunohistochemistry), WB (Western Blot), ELISA
Immunogen	Recombinant protein of human DIABLO
Buffer	PBS with 0.05% sodium azide, 50% glycerol, pH7.3
Preparation and Storage	Store at -20 degree C (regular) and -80 degree C (long term). Avoid freeze / thaw cycles.

IMAGES

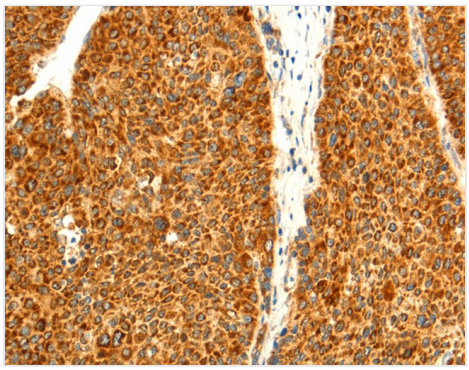

IHC (Immunohistochemisry)
Immunohistochemistry of paraffin-embedded Human liver cancer using DIABLO Polyclonal Antibody at dilution of 1:50

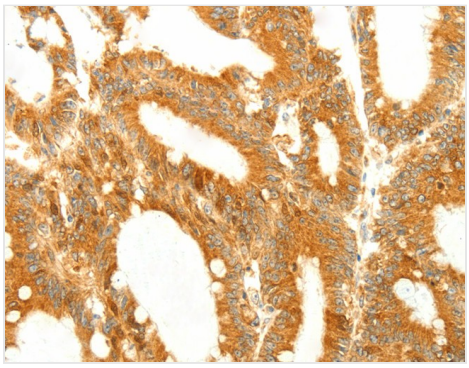

IHC (Immunohiostchemistry)
Immunohistochemistry of paraffin-embedded Human colon cancer using DIABLO Polyclonal Antibody at dilution of 1:50

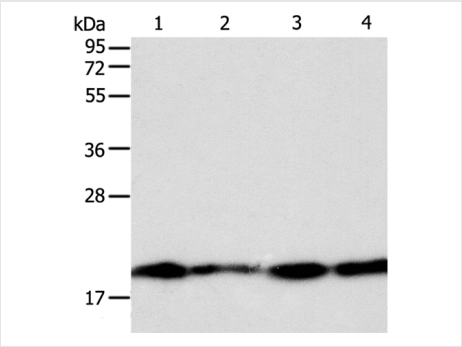

WB (Western Blot)
Western Blot analysis of Lncap, SKOV3, MCF7 and 293T cell using DIABLO Polyclonal Antibody at dilution of 1:800

ADDITIONAL INFORMATION

Related Product Information for anti-DIABLO antibody	This gene encodes an inhibitor of apoptosis protein (IAP)-binding protein. The encoded mitochondrial protein enters the cytosol when cells undergo apoptosis, and it moderates the caspase inhibition of IAPs. Multiple polyadenylation sites have been found for this gene. Four alternatively spliced transcript variants have been described for this gene, with two of them encoding different isoforms and the other two probably not encoding a protein. Ubiquitously expressed with highest expression in testis. Expression is also high in heart, liver, kidney, spleen, prostate and ovary. Low in brain, lung, thymus and peripheral blood leukocytes. Isoform 3 is ubiquitously expressed.
Product Categories/Family for anti-DIABLO antibody	Cancer; Cell biology

NCBI AND UNIPROT INFORMATION

NCBI GI #	507588244
NCBI GeneID	56616
NCBI Accession #	NP_001265271.1
NCBI GenBank Nucleotide #	NM_001278342.1
Molecular Weight	22,284 Da
NCBI Official Full Name	diablo homolog, mitochondrial isoform 3
NCBI Official Synonym Full Names	diablo, IAP-binding mitochondrial protein
NCBI Official Symbol	DIABLO
NCBI Official Synonym Symbols	SMAC; DFNA64
NCBI Protein Information	diablo homolog, mitochondrial; direct IAP-binding protein with low pI; second mitochondria-derived activator of caspase
UniProt Protein Name	Diablo homolog, mitochondrial
UniProt Gene Name	**DIABLO**
UniProt Synonym Gene Names	SMAC; Smac
UniProt Entry Name	DBLOH_HUMAN

For Research Use Only. Not for use in diagnostic or therapeutic procedures. Small volumes of product may become entrapped in the seal of the vial during shipment and storage; if necessary, briefly centrifuge the vial on a tabletop centrifuge to dislodge any liquid in the cap.

AAA Biotech | Tel: +1 (619) 604-9440 | Fax: +1 (619) 604-9441 | contact@aaabiotech.com
Online datasheet: https://stage.aaabiotech.com/polyclonal/diablo-antibody-immunohistochemistry-western-blot-elisa/167571