Rabbit MAPRE3 Polyclonal Antibody | anti-MAPRE3 antibody

MAPRE3 Polyclonal Antibody

CATALOG #	HOST	REACTIVITY	APPLICATIONS
AAA167523	**Rabbit**	**Human, Mouse, Rat**	**Immunohistochemistry, Western Blot, ELISA**

PRODUCT SYNONYMS

MAPRE3; Polyclonal Antibody; MAPRE3 Polyclonal Antibody; EB3; RP3; EBF3; EBF3-S; anti-MAPRE3 antibody

PRODUCT SPECIFICATIONS

Host	Rabbit
Reactivity	Human, Mouse, Rat
Clonality	Polyclonal
Isotype	IgG
Purity/Purification	Antigen affinity purification
Concentration	1mg/mL (varies by lot)
Sequence Length	281
Applicable Applications for anti-MAPRE3 antibody	IHC (Immunohistochemistry), WB (Western Blot), ELISA
Immunogen	Recombinant protein of human MAPRE3
Buffer	PBS with 0.05% sodium azide, 50% glycerol, pH7.3
Preparation and Storage	Store at -20 degree C (regular) and -80 degree C (long term). Avoid freeze / thaw cycles.

IMAGES

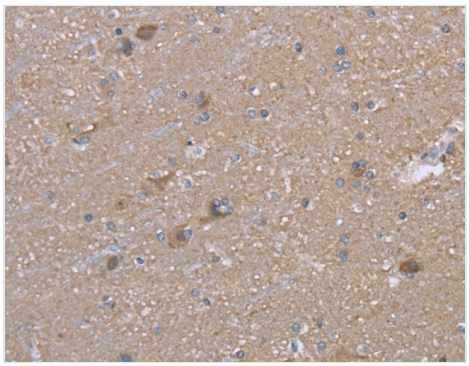

IHC (Immunohistochemisry)
Immunohistochemistry of paraffin-embedded Human brain using MAPRE3 Polyclonal Antibody at dilution of 1:20

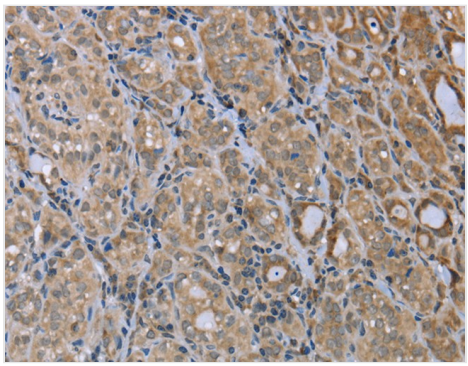

IHC (Immunohiostchemistry)
Immunohistochemistry of paraffin-embedded Human thyroid cancer using MAPRE3 Polyclonal Antibody at dilution of 1:20

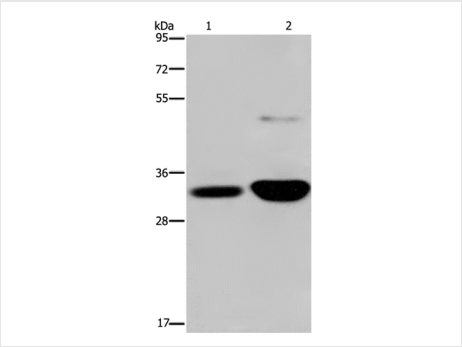

WB (Western Blot)
Western Blot analysis of Human fetal brain and Mouse brain tissue using MAPRE3 Polyclonal Antibody at dilution of 1:500

ADDITIONAL INFORMATION

Related Product Information for anti-MAPRE3 antibody	The protein encoded by this gene is a member of the RP/EB family of genes. The protein localizes to the cytoplasmic microtubule network and binds APCL, a homolog of the adenomatous polyposis coli tumor suppressor gene.
Product Categories/Family for anti-MAPRE3 antibody	Cell Biology

NCBI AND UNIPROT INFORMATION

NCBI GI #	49456645
UniProt Accession #	Q6FHB0; O00265; Q6FI15; Q9BZP7; Q9BZP8; B7WPK5
Molecular Weight	30,380 Da
NCBI Official Full Name	MAPRE3, partial
UniProt Protein Name	Microtubule-associated protein RP/EB family member 3
UniProt Gene Name	**MAPRE3**
UniProt Synonym Gene Names	EBF3; EB3
UniProt Entry Name	MARE3_HUMAN

For Research Use Only. Not for use in diagnostic or therapeutic procedures. Small volumes of product may become entrapped in the seal of the vial during shipment and storage; if necessary, briefly centrifuge the vial on a tabletop centrifuge to dislodge any liquid in the cap.

AAA Biotech | Tel: +1 (619) 604-9440 | Fax: +1 (619) 604-9441 | contact@aaabiotech.com
Online datasheet: https://stage.aaabiotech.com/polyclonal/mapre3-antibody-immunohistochemistry-western-blot-elisa/167523