Rabbit NFKBIE Polyclonal Antibody | anti-NFKBIE antibody

NFKBIE Polyclonal Antibody

CATALOG #	HOST	REACTIVITY	APPLICATIONS
AAA167504	**Rabbit**	**Human, Mouse, Rat**	**Immunohistochemistry, Western Blot, ELISA**

PRODUCT SYNONYMS

NFKBIE; Polyclonal Antibody; NFKBIE Polyclonal Antibody; IKBE; anti-NFKBIE antibody

PRODUCT SPECIFICATIONS

Host	Rabbit
Reactivity	Human, Mouse, Rat
Clonality	Polyclonal
Isotype	IgG
Purity/Purification	Antigen affinity purification
Concentration	1.4mg/mL (varies by lot)
Sequence Length	500
Applicable Applications for anti-NFKBIE antibody	IHC (Immunohistochemistry), WB (Western Blot), ELISA
Immunogen	Recombinant protein of human NFKBIE
Buffer	PBS with 0.05% sodium azide, 50% glycerol, pH7.3
Preparation and Storage	Store at -20 degree C (regular) and -80 degree C (long term). Avoid freeze / thaw cycles.

IMAGES

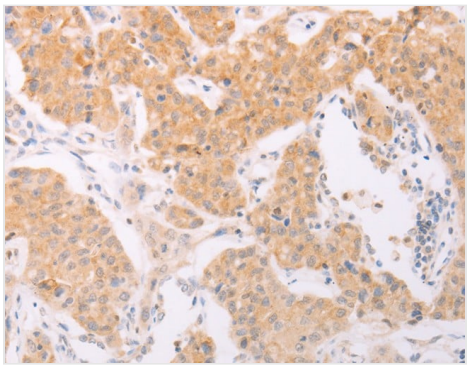

IHC (Immunohistochemisry)
Immunohistochemistry of paraffin-embedded Human lung cancer using NFKBIE Polyclonal Antibody at dilution of 1:40

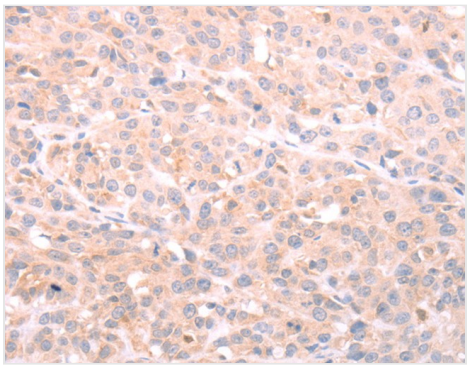

IHC (Immunohiostchemistry)
Immunohistochemistry of paraffin-embedded Human esophagus cancer using NFKBIE Polyclonal Antibody at dilution of 1:40

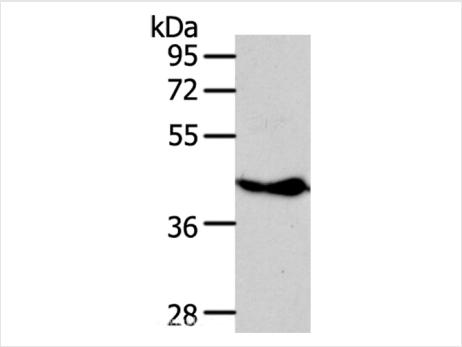

WB (Western Blot)
Western Blot analysis of Raji cell using NFKBIE Polyclonal Antibody at dilution of 1:350

ADDITIONAL INFORMATION

Related Product Information for anti-NFKBIE antibody	The protein encoded by this gene binds to components of NF-kappa-B, trapping the complex in the cytoplasm and preventing it from activating genes in the nucleus. Phosphorylation of the encoded protein targets it for destruction by the ubiquitin pathway, which activates NF-kappa-B by making it available to translocate to the nucleus. NFKBIE protein expression is up-regulated following NF-kappaB activation and during myelopoiesis. NFKBIE is able to inhibit NF-kappaB-directed transactivation via cytoplasmic retention of REL proteins. NFKB1 or NFKB2 is bound to REL, RELA, or RELB to form the NF-kappaB transcription factor complex. The NF-kappaB complex is inhibited by I-kappa-B proteins (NFKBIA or NFKBIB), which inactivate NF-kappa-B by trapping it in the cytoplasm.

NCBI AND UNIPROT INFORMATION

NCBI GI #	71274109
NCBI GeneID	4794
NCBI Accession #	NP_004547.2
NCBI GenBank Nucleotide #	NM_004556.2
Molecular Weight	52,864 Da
NCBI Official Full Name	NF-kappa-B inhibitor epsilon
NCBI Official Synonym Full Names	nuclear factor of kappa light polypeptide gene enhancer in B-cells inhibitor, epsilon
NCBI Official Symbol	NFKBIE
NCBI Official Synonym Symbols	IKBE
NCBI Protein Information	NF-kappa-B inhibitor epsilon; I-kappa-B-epsilon; NF-kappa-BIE; ikB-E; ikB-epsilon; ikappaBepsilon
UniProt Protein Name	NF-kappa-B inhibitor epsilon
UniProt Gene Name	**NFKBIE**
UniProt Synonym Gene Names	IKBE; NF-kappa-BIE; IkB-E; IkB-epsilon; IkappaBepsilon
UniProt Entry Name	IKBE_HUMAN

For Research Use Only. Not for use in diagnostic or therapeutic procedures. Small volumes of product may become entrapped in the seal of the vial during shipment and storage; if necessary, briefly centrifuge the vial on a tabletop centrifuge to dislodge any liquid in the cap.

AAA Biotech | Tel: +1 (619) 604-9440 | Fax: +1 (619) 604-9441 | contact@aaabiotech.com
Online datasheet: https://stage.aaabiotech.com/polyclonal/nfkbie-antibody-immunohistochemistry-western-blot-elisa/167504