Rabbit LGALS1 Polyclonal Antibody | anti-LGALS1 antibody

LGALS1 Polyclonal Antibody

CATALOG #	HOST	REACTIVITY	APPLICATIONS
AAA167117	**Rabbit**	**Human, Mouse, Rat**	**Immunohistochemistry, Western Blot, ELISA**

PRODUCT SYNONYMS

LGALS1; Polyclonal Antibody; LGALS1 Polyclonal Antibody; GBP; GAL1; anti-LGALS1 antibody

PRODUCT SPECIFICATIONS

Host	Rabbit
Reactivity	Human, Mouse, Rat
Clonality	Polyclonal
Isotype	IgG
Purity/Purification	Antigen affinity purification
Concentration	1mg/mL (varies by lot)
Sequence Length	135
Applicable Applications for anti-LGALS1 antibody	IHC (Immunohistochemistry), WB (Western Blot), ELISA
Immunogen	Recombinant protein of human LGALS1
Buffer	PBS with 0.05% sodium azide, 50% glycerol, pH7.3
Preparation and Storage	Store at -20 degree C (regular) and -80 degree C (long term). Avoid freeze / thaw cycles.

IMAGES

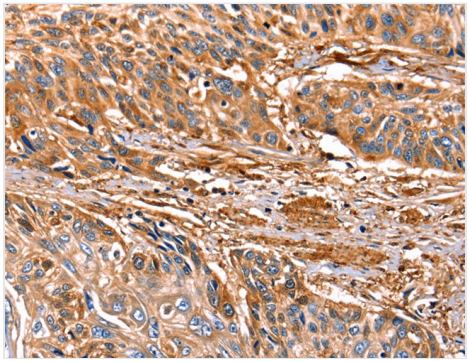

IHC (Immunohistochemisry)
Immunohistochemistry of paraffin-embedded Human esophagus cancer using LGALS1 Polyclonal Antibody at dilution of 1:25

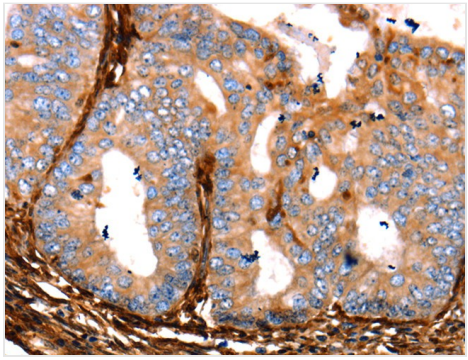

IHC (Immunohiostchemistry)
Immunohistochemistry of paraffin-embedded Human cervical cancer using LGALS1 Polyclonal Antibody at dilution of 1:25

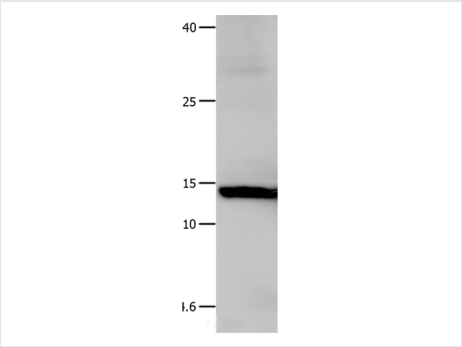

WB (Western Blot)
Western Blot analysis of Hela cell using LGALS1 Polyclonal Antibody at dilution of 1:500

ADDITIONAL INFORMATION

Related Product Information for anti-LGALS1 antibody	The galectins are a family of beta-galactoside-binding proteins implicated in modulating cell-cell and cell-matrix interactions. This gene product may act as an autocrine negative growth factor that regulates cell proliferation. May regulate apoptosis, cell proliferation and cell differentiation. Binds beta-galactoside and a wide array of complex carbohydrates. Inhibits CD45 protein phosphatase activity and therefore the dephosphorylation of Lyn kinase.
Product Categories/Family for anti-LGALS1 antibody	Cancer; Cell biology

NCBI AND UNIPROT INFORMATION

NCBI GI #	47678553
UniProt Accession #	P09382; Q9UDK5; B2R5E8
Molecular Weight	14,716 Da
NCBI Official Full Name	LGALS1
UniProt Protein Name	Galectin-1
UniProt Gene Name	**LGALS1**
UniProt Synonym Gene Names	Gal-1; HLBP14
UniProt Entry Name	LEG1_HUMAN

For Research Use Only. Not for use in diagnostic or therapeutic procedures. Small volumes of product may become entrapped in the seal of the vial during shipment and storage; if necessary, briefly centrifuge the vial on a tabletop centrifuge to dislodge any liquid in the cap.

AAA Biotech | Tel: +1 (619) 604-9440 | Fax: +1 (619) 604-9441 | contact@aaabiotech.com
Online datasheet: https://stage.aaabiotech.com/polyclonal/lgals1-antibody-immunohistochemistry-western-blot-elisa/167117