Rabbit SIGMAR1 Polyclonal Antibody | anti-SIGMAR1 antibody

SIGMAR1 Polyclonal Antibody

CATALOG #	HOST	REACTIVITY	APPLICATIONS
AAA166935	**Rabbit**	**Human, Mouse, Rat**	**Immunohistochemistry, Western Blot, ELISA**

PRODUCT SYNONYMS

SIGMAR1; Polyclonal Antibody; SIGMAR1 Polyclonal Antibody; SRBP; ALS16; OPRS1; SR-BP; SIG-1R; SR-BP1; sigma1R; anti-SIGMAR1 antibody

PRODUCT SPECIFICATIONS

Host	Rabbit
Reactivity	Human, Mouse, Rat
Clonality	Polyclonal
Isotype	IgG
Purity/Purification	Antigen affinity purification
Concentration	2mg/mL (varies by lot)
Sequence Length	106
Applicable Applications for anti-SIGMAR1 antibody	IHC (Immunohistochemistry), WB (Western Blot), ELISA
Immunogen	Recombinant protein of human SIGMAR1
Buffer	PBS with 0.05% sodium azide, 50% glycerol, pH7.3
Preparation and Storage	Store at -20 degree C (regular) and -80 degree C (long term). Avoid freeze / thaw cycles.

IMAGES

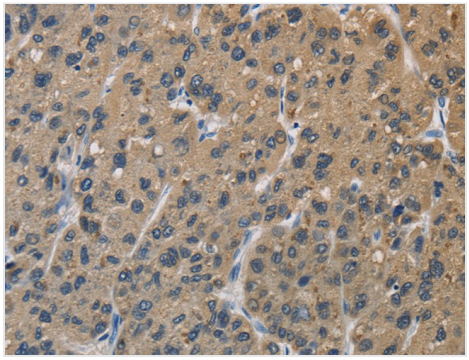

IHC (Immunohistochemisry)
Immunohistochemistry of paraffin-embedded Human liver cancer using SIGMAR1 Polyclonal Antibody at dilution of 1:50

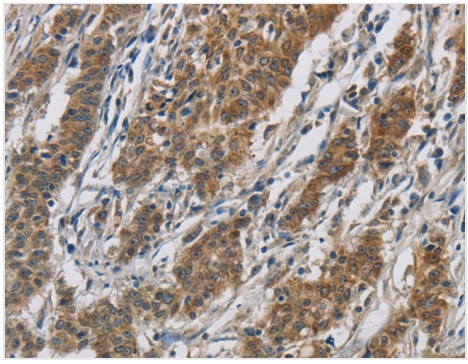

IHC (Immunohiostchemistry)
Immunohistochemistry of paraffin-embedded Human gastic cancer using SIGMAR1 Polyclonal Antibody at dilution of 1:50

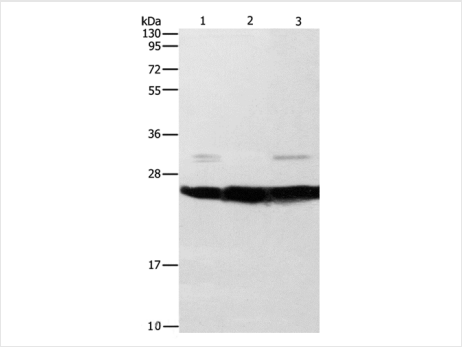

WB (Western Blot)
Western Blot analysis of Mouse liver and brain tissue, A549 cell using SIGMAR1 Polyclonal Antibody at dilution of 1:310

ADDITIONAL INFORMATION

Related Product Information for anti-SIGMAR1 antibody	This gene encodes a receptor protein that interacts with a variety of psychotomimetic drugs, including cocaine and amphetamines. The receptor is believed to play an important role in the cellular functions of various tissues associated with the endocrine, immune, and nervous systems. As indicated by its previous name, opioid receptor sigma 1 (OPRS1), the product of this gene was erroneously thought to function as an opioid receptor; it is now thought to be a non-opioid receptor. Mutations in this gene has been associated with juvenile amyotrophic lateral sclerosis 16. Alternative splicing of this gene results in transcript variants encoding distinct isoforms.
Product Categories/Family for anti-SIGMAR1 antibody	Cancer

NCBI AND UNIPROT INFORMATION

NCBI GI #	31805330
NCBI GeneID	10280
Molecular Weight	21,013 Da
NCBI Official Full Name	SIGMAR1 protein
NCBI Official Synonym Full Names	sigma non-opioid intracellular receptor 1
NCBI Official Symbol	SIGMAR1
NCBI Official Synonym Symbols	SRBP; ALS16; OPRS1; SR-BP; SIG-1R; SR-BP1; sigma1R; hSigmaR1
NCBI Protein Information	sigma non-opioid intracellular receptor 1; SR31747 binding protein 1; aging-associated gene 8 protein; sigma 1-type opioid receptor
UniProt Protein Name	Sigma non-opioid intracellular receptor 1
UniProt Gene Name	**SIGMAR1**
UniProt Synonym Gene Names	OPRS1; SRBP; SR-BP; SIG-1R; Sigma1-receptor; Sigma1R; hSigmaR1
UniProt Entry Name	SGMR1_HUMAN

For Research Use Only. Not for use in diagnostic or therapeutic procedures. Small volumes of product may become entrapped in the seal of the vial during shipment and storage; if necessary, briefly centrifuge the vial on a tabletop centrifuge to dislodge any liquid in the cap.

AAA Biotech | Tel: +1 (619) 604-9440 | Fax: +1 (619) 604-9441 | contact@aaabiotech.com
Online datasheet: https://stage.aaabiotech.com/polyclonal/sigmar1-antibody-immunohistochemistry-western-blot-elisa/166935