Rabbit ENTPD5 Polyclonal Antibody | anti-ENTPD5 antibody

ENTPD5 Polyclonal Antibody

CATALOG #	HOST	REACTIVITY	APPLICATIONS
AAA166920	**Rabbit**	**Human, Mouse, Rat**	**Immunohistochemistry, Western Blot, ELISA**

PRODUCT SYNONYMS

ENTPD5; Polyclonal Antibody; ENTPD5 Polyclonal Antibody; PCPH; CD39L4; NTPDase-5; anti-ENTPD5 antibody

PRODUCT SPECIFICATIONS

Host	Rabbit
Reactivity	Human, Mouse, Rat
Clonality	Polyclonal
Isotype	IgG
Purity/Purification	Antigen affinity purification
Concentration	0.9mg/mL (varies by lot)
Sequence Length	428
Applicable Applications for anti-ENTPD5 antibody	IHC (Immunohistochemistry), WB (Western Blot), ELISA
Immunogen	Recombinant protein of human ENTPD5
Buffer	PBS with 0.05% sodium azide, 50% glycerol, pH7.3
Preparation and Storage	Store at -20 degree C (regular) and -80 degree C (long term). Avoid freeze / thaw cycles.

IMAGES

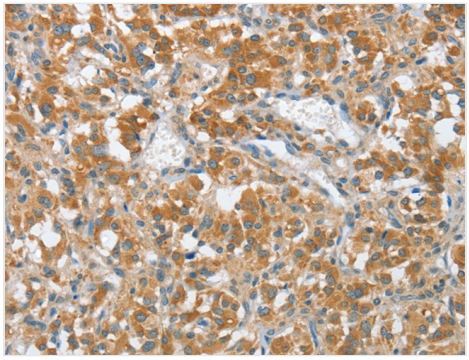

IHC (Immunohistochemisry)
Immunohistochemistry of paraffin-embedded Human thyroid cancer using ENTPD5 Polyclonal Antibody at dilution of 1:20

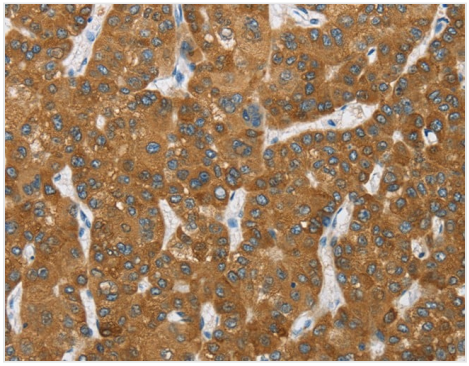

IHC (Immunohiostchemistry)
Immunohistochemistry of paraffin-embedded Human liver cancer using ENTPD5 Polyclonal Antibody at dilution of 1:20

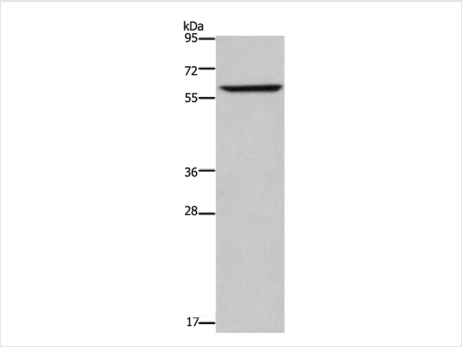

WB (Western Blot)
Western Blot analysis of Mouse liver tissue using ENTPD5 Polyclonal Antibody at dilution of 1:200

ADDITIONAL INFORMATION

Related Product Information for anti-ENTPD5 antibody	The protein encoded by this gene is similar to E-type nucleotidases (NTPases)/ecto-ATPase/apyrases. NTPases, such as CD39, mediate catabolism of extracellular nucleotides. ENTPD5 contains 4 apyrase-conserved regions which is characteristic of NTPases.

NCBI AND UNIPROT INFORMATION

NCBI GI #	4557427
NCBI GeneID	957
NCBI Accession #	NP_001240.1
NCBI GenBank Nucleotide #	NM_001249.2
Molecular Weight	47,517 Da
NCBI Official Full Name	ectonucleoside triphosphate diphosphohydrolase 5
NCBI Official Synonym Full Names	ectonucleoside triphosphate diphosphohydrolase 5
NCBI Official Symbol	ENTPD5
NCBI Official Synonym Symbols	PCPH; CD39L4; NTPDase-5
NCBI Protein Information	ectonucleoside triphosphate diphosphohydrolase 5; CD39 antigen-like 4; CD39-like 4; ER-UDPase; GDPase ENTPD5; NTPDase 5; Pcph proto-oncogene protein; UDPase ENTPD5; guanosine-diphosphatase ENTPD5; nucleoside diphosphatase; proto-oncogene CPH; uridine-diphosphatase ENTPD5
UniProt Protein Name	Ectonucleoside triphosphate diphosphohydrolase 5
UniProt Gene Name	**ENTPD5**
UniProt Synonym Gene Names	CD39L4; PCPH; NTPDase 5; GDPase ENTPD5; UDPase ENTPD5
UniProt Entry Name	ENTP5_HUMAN

For Research Use Only. Not for use in diagnostic or therapeutic procedures. Small volumes of product may become entrapped in the seal of the vial during shipment and storage; if necessary, briefly centrifuge the vial on a tabletop centrifuge to dislodge any liquid in the cap.

AAA Biotech | Tel: +1 (619) 604-9440 | Fax: +1 (619) 604-9441 | contact@aaabiotech.com
Online datasheet: https://stage.aaabiotech.com/polyclonal/entpd5-antibody-immunohistochemistry-western-blot-elisa/166920