Rabbit GCLM Polyclonal Antibody | anti-GCLM antibody

GCLM Antibody

CATALOG #	HOST	REACTIVITY	APPLICATIONS
AAA166567	**Rabbit**	**Human, Mouse, Rat**	**Immunofluorescence, Immunohistochemistry, Western Blot**

PRODUCT SYNONYMS

GCLM; Polyclonal Antibody; GCLM Antibody; GLCLR; Glutamate--cysteine ligase regulatory subunit; GCS light chain; Gamma-ECS regulatory subunit; anti-GCLM antibody

PRODUCT SPECIFICATIONS

Host	Rabbit
Reactivity	Human, Mouse, Rat
Clonality	Polyclonal
Isotype	IgG
Purity/Purification	Antigen affinity purification
Concentration	1mg/mL (varies by lot)
Sequence Length	274
Applicable Applications for anti-GCLM antibody	IF (Immunofluorescence), IHC (Immunohistochemistry), WB (Western Blot)
Immunogen	Recombinant protein of human GCLM
Buffer	PBS with 0.02% sodium azide, 50% glycerol, pH7.3
Santa Cruz Alternative	Potential replacement for Santa Cruz Biotechnology antibody catalog# sc-22663 / sc-22754
Preparation and Storage	Store at -20 degree C (regular) and -80 degree C (long term). Avoid freeze / thaw cycles.

IMAGES

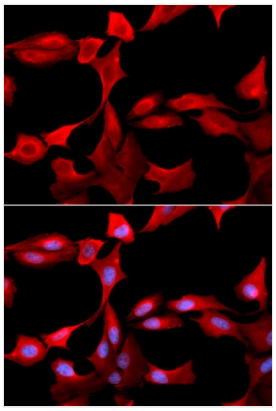

IF (Immunofluorescence)
Immunofluorescence analysis of U20S cell using GCLM antibody. Blue: DAPI for nuclear staining.

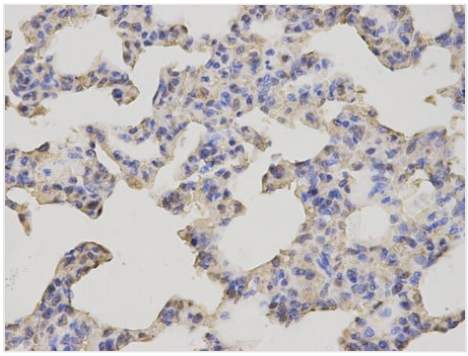

IHC (Immunohistochemisry)
Immunohistochemistry of paraffin-embedded rat lung using GCLM antibody at dilution of 1:200 (400x lens).

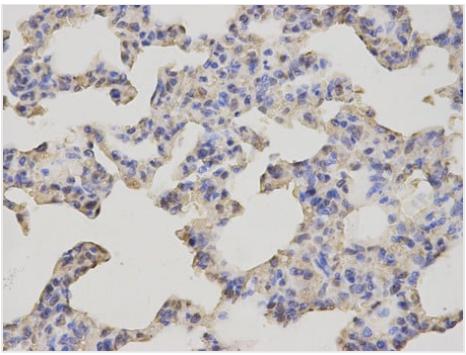

IHC (Immunohiostchemistry)
Immunohistochemistry of paraffin-embedded human stomach cancer using GCLM antibody at dilution of 1:200 (400x lens).

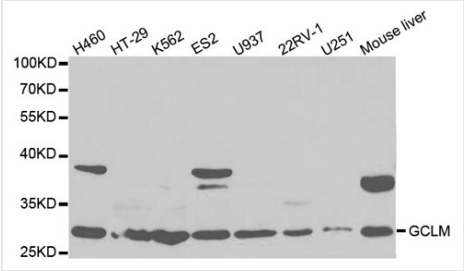

WB (Western Blot)
Western blot analysis of extracts of various cell lines, using GCLM antibody.

ADDITIONAL INFORMATION

Related Product Information for anti-GCLM antibody	Glutamate-cysteine ligase, also known as gamma-glutamylcysteine synthetase, is the first rate limiting enzyme of glutathione synthesis. The enzyme consists of two subunits, a heavy catalytic subunit and a light regulatory subunit. Gamma glutamylcysteine synthetase deficiency has been implicated in some forms of hemolytic anemia.

NCBI AND UNIPROT INFORMATION

NCBI GI #	4504011
NCBI GeneID	2730
NCBI Accession #	NP_002052.1
NCBI GenBank Nucleotide #	NM_002061.2
Molecular Weight	28,135 Da
NCBI Official Full Name	glutamate--cysteine ligase regulatory subunit
NCBI Official Synonym Full Names	glutamate-cysteine ligase, modifier subunit
NCBI Official Symbol	GCLM
NCBI Official Synonym Symbols	GLCLR
NCBI Protein Information	glutamate--cysteine ligase regulatory subunit; GCS light chain; GSC light chain; gamma-ECS regulatory subunit; gamma-glutamylcysteine synthetase regulatory subunit; glutamate--cysteine ligase modifier subunit; glutamate-cysteine ligase (gamma-glutamylcysteine synthetase), regulatory (30.8kD); glutamate-cysteine ligase modifier subunit delta2 alternative splicing; glutamate-cysteine ligase regulatory protein
UniProt Protein Name	Glutamate--cysteine ligase regulatory subunit
UniProt Gene Name	**GCLM**
UniProt Synonym Gene Names	GLCLR
UniProt Entry Name	GSH0_HUMAN

For Research Use Only. Not for use in diagnostic or therapeutic procedures. Small volumes of product may become entrapped in the seal of the vial during shipment and storage; if necessary, briefly centrifuge the vial on a tabletop centrifuge to dislodge any liquid in the cap.

AAA Biotech | Tel: +1 (619) 604-9440 | Fax: +1 (619) 604-9441 | contact@aaabiotech.com
Online datasheet: https://stage.aaabiotech.com/polyclonal/gclm-antibody-immunofluorescence-immunohistochemistry-western-blot-elisa/166567