Rabbit anti-Human AIF1/IBA1 Polyclonal Antibody | anti-AIF1 antibody

AIF1/IBA1 Rabbit anti-Human Polyclonal (N-Terminal) Antibody

CATALOG #	HOST	REACTIVITY	APPLICATIONS
AAA163309	**Rabbit**	**Human**	**Immunohistochemistry**

PRODUCT SYNONYMS

AIF1/IBA1; Polyclonal Antibody; AIF1/IBA1 Rabbit anti-Human Polyclonal (N-Terminal) Antibody; IHC-plus AIF1/IBA1 Antibody (N-Terminal); AIF1; AIF-1; Em:AF129756.17; G1; IRT-1; Protein G1; IBA1; IRT1; anti-AIF1 antibody

PRODUCT SPECIFICATIONS

Host	Rabbit
Reactivity	Human
Clonality	Polyclonal
Purity/Purification	Immunoaffinity purified
Form/Format	PBS, 0.1% Sodium Azide
Concentration	1mg/ml (varies by lot)
Applicable Applications for anti-AIF1 antibody	IHC (Immunohistochemistry)
Target	Human AIF1/IBA1
Immunogen	Synthetic peptide from the N-terminal region of hums AIF1 (P55008)
Conjugation	Unconjugated
Epitope	N-Terminal
Preparation and Storage	Aliquot and store undiluted at -20 degree C or below for up to 1 year. Can be stored undiluted at 4 degree C for up to 1 month. Avoid freeze-thaw cycles.

IMAGES

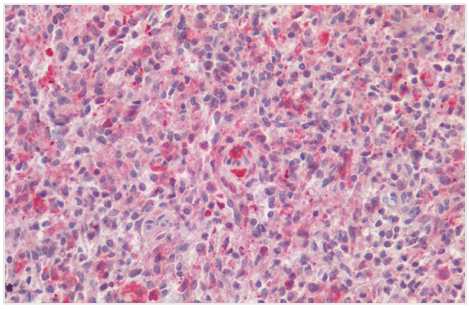

IHC (Immunohistochemisry)
AIF1/IBA1 Antibody-Human Spleen: Formalin-Fixed, Paraffin-Embedded (FFPE) HIER using 10 mM sodium citrate buffer pH 6.0

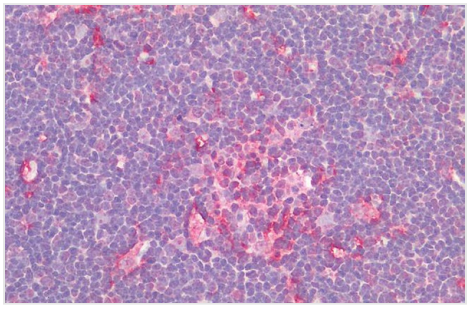

IHC (Immunohiostchemistry)
AIF1/IBA1 Antibody-Human Thymus: Formalin-Fixed, Paraffin-Embedded (FFPE) HIER using 10 mM sodium citrate buffer pH 6.0

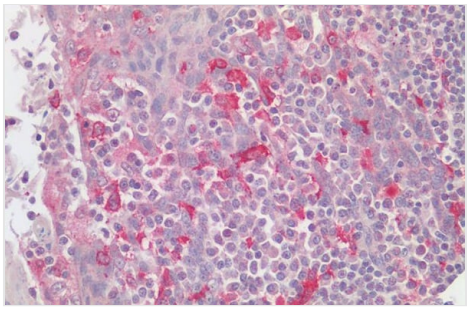

IHC (Immunohistochemistry)
AIF1/IBA1 Antibody-Human Tonsil: Formalin-Fixed, Paraffin-Embedded (FFPE) HIER using 10 mM sodium citrate buffer pH 6.0

ADDITIONAL INFORMATION

Related Product Information for anti-AIF1 antibody	IBA1 antibody is an unconjugated rabbit polyclonal antibody to IBA1 (AIF1)(N-Terminal) from human. Validated for IHC. Tested on 20 paraffin-embedded human tissues.

NCBI AND UNIPROT INFORMATION

NCBI GI #	4758612
NCBI GeneID	199
NCBI Accession #	NP_004838.1
NCBI GenBank Nucleotide #	NM_004847
UniProt Accession #	P55008; O43904; Q9UIV4; Q9UKS9; A8K406
Molecular Weight	14,617 Da
NCBI Official Full Name	allograft inflammatory factor 1 isoform 2
NCBI Official Synonym Full Names	allograft inflammatory factor 1
NCBI Official Symbol	AIF1
NCBI Official Synonym Symbols	IBA1; IRT1; AIF-1; IRT-1
NCBI Protein Information	allograft inflammatory factor 1; protein G1; interferon gamma responsive transcript; ionized calcium-binding adapter molecule 1; allograft inflammatory factor-1 splice variant Hara-1
UniProt Protein Name	Allograft inflammatory factor 1
UniProt Gene Name	**AIF1**
UniProt Synonym Gene Names	G1; IBA1; AIF-1
UniProt Entry Name	AIF1_HUMAN

For Research Use Only. Not for use in diagnostic or therapeutic procedures. Small volumes of product may become entrapped in the seal of the vial during shipment and storage; if necessary, briefly centrifuge the vial on a tabletop centrifuge to dislodge any liquid in the cap.

AAA Biotech | Tel: +1 (619) 604-9440 | Fax: +1 (619) 604-9441 | contact@aaabiotech.com
Online datasheet: https://stage.aaabiotech.com/polyclonal/aif1-iba1-antibody-immunohistochemistry-elisa/163309