Rabbit anti-Human MYC/c-Myc Polyclonal Antibody | anti-MYC antibody

MYC/c-Myc Rabbit anti-Human Polyclonal Antibody

CATALOG #	HOST	REACTIVITY	APPLICATIONS
AAA163134	**Rabbit**	**Human**	**Immunohistochemistry**

PRODUCT SYNONYMS

MYC/c-Myc; Polyclonal Antibody; MYC/c-Myc Rabbit anti-Human Polyclonal Antibody; IHC-plus MYC/c-Myc Antibody; MYC; BHLHe39; C-Myc; MRTL; Myc proto-oncogene protein; Proto-oncogene c-Myc; Rats1; Transcription factor p64; v-myc; anti-MYC antibody

PRODUCT SPECIFICATIONS

Host	Rabbit
Reactivity	Human
Clonality	Polyclonal
Purity/Purification	Immunoaffinity purified
Form/Format	PBS, 0.1% Sodium Azide
Concentration	1mg/ml (varies by lot)
Applicable Applications for anti-MYC antibody	IHC (Immunohistochemistry)
Target	Human MYC/c-Myc
Immunogen	LP-11580, synthetic peptide
Conjugation	Unconjugated
Preparation and Storage	Aliquot and store undiluted at -20 degree C or below for up to 1 year. Can be stored undiluted at 4 degree C for up to 1 month. Avoid freeze-thaw cycles.

IMAGES

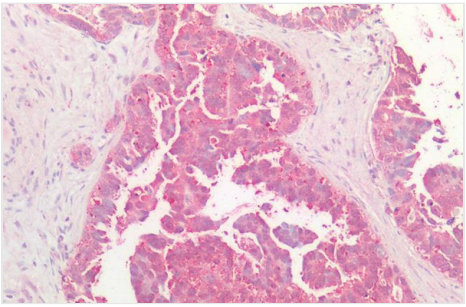

IHC (Immunohistochemistry)
MYC/c-Myc Antibody-Human Ovarian Carcinoma: Formalin-Fixed, Paraffin-Embedded (FFPE

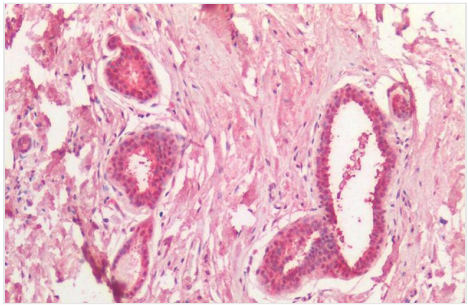

IHC (Immunohistochemisry)
MYC/c-Myc Antibody-Human Breast: Formalin-Fixed, Paraffin-Embedded (FFPE

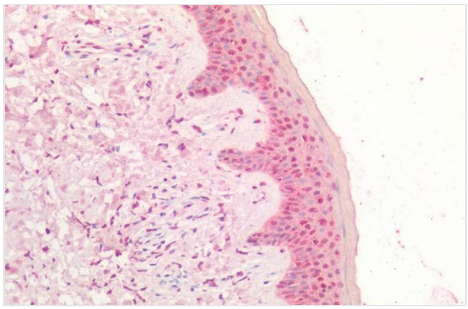

IHC (Immunohiostchemistry)
MYC/c-Myc Antibody-Human Skin: Formalin-Fixed, Paraffin-Embedded (FFPE

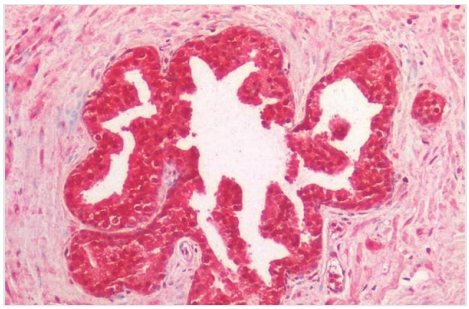

IHC (Immunohistochemistry)
MYC/c-Myc Antibody-Human Prostate: Formalin-Fixed, Paraffin-Embedded (FFPE

ADDITIONAL INFORMATION

Related Product Information for anti-MYC antibody	C-Myc antibody is an unconjugated rabbit polyclonal antibody to c-Myc (MYC) from human. Validated for IHC. Tested on 20 paraffin-embedded human tissues.

NCBI AND UNIPROT INFORMATION

NCBI GI #	71774083
NCBI GeneID	4609
NCBI Accession #	NP_002458.2
NCBI GenBank Nucleotide #	NM_002467
UniProt Accession #	P01106; P01107; Q14026; A8WFE7
Molecular Weight	48,804 Da
NCBI Official Full Name	myc proto-oncogene protein
NCBI Official Synonym Full Names	v-myc myelocytomatosis viral oncogene homolog (avian)
NCBI Official Symbol	MYC
NCBI Official Synonym Symbols	MRTL; c-Myc; bHLHe39
NCBI Protein Information	myc proto-oncogene protein; proto-oncogene c-Myc; transcription factor p64; class E basic helix-loop-helix protein 39; avian myelocytomatosis viral oncogene homolog; v-myc avian myelocytomatosis viral oncogene homolog; myc-related translation/localization
UniProt Protein Name	Myc proto-oncogene protein
UniProt Gene Name	**MYC**
UniProt Synonym Gene Names	BHLHE39; bHLHe39
UniProt Entry Name	MYC_HUMAN

For Research Use Only. Not for use in diagnostic or therapeutic procedures. Small volumes of product may become entrapped in the seal of the vial during shipment and storage; if necessary, briefly centrifuge the vial on a tabletop centrifuge to dislodge any liquid in the cap.

AAA Biotech | Tel: +1 (619) 604-9440 | Fax: +1 (619) 604-9441 | contact@aaabiotech.com
Online datasheet: https://stage.aaabiotech.com/polyclonal/myc-c-myc-antibody-immunohistochemistry-elisa/163134