Interleukin 2 Receptor Beta (IL2Rb) Active Protein | IL2Rb active protein

Active Interleukin 2 Receptor Beta (IL2Rb)

CATALOG #	HOST	REACTIVITY	APPLICATIONS
AAA148239	**E. coli**	**Mus musculus (Mouse)**	**Invitro Assay, Activity Assay, Cell Culture**

PRODUCT SYNONYMS

Interleukin 2 Receptor Beta (IL2Rb); Active Interleukin 2 Receptor Beta (IL2Rb); IL2Rb active protein

PRODUCT SPECIFICATIONS

Host	E. coli
Reactivity	Mus musculus (Mouse)
Purity/Purification	>92%
Form/Format	20mM Tris, 150mM NaCl, pH8.0, containing 0.01% skl and 5% trehalose.
Applicable Applications for IL2Rb active protein	Invitro Assay, Activity Assay, Cell Culture
Source	Prokaryotic expression.
Residues	Ala27~Glu240
Tags	N-terminal His-tag
Endotoxin Level	<1.0EU per 1ug (determined by the LAL method).
Predicted isoelectric point	8.1
Usage	Reconstitute in 20mM Tris, 150mM NaCl (pH8.0) to a concentration of 0.1-1.0 mg/mL. Do not vortex.
Preparation and Storage	**Storage:** Avoid repeated freeze/thaw cycles. Store at 2-8°C. Aliquot and store at -80°C. **Stability:** The thermal stability is described by the loss rate. The loss rate was determined by accelerated thermal degradation test, that is, incubate the protein at 37°C for 48h, and no obvious degradation and precipitation were observed. The loss rate is less than 5% within the expiration date under appropriate storage condition.

IMAGES



WB (Western Blot)
Sample: Recombinant IL2Rb, Mouse;Antibody: Rabbit Anti-Mouse IL2Rb Ab

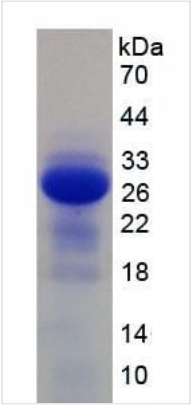

SDS_PAGE
SDS-PAGESample: Active Recombinant IL2Rb, Mouse

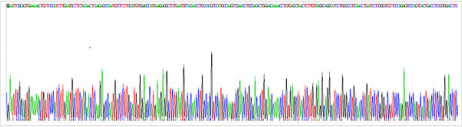

Gene Sequencing
Gene Sequencing (extract

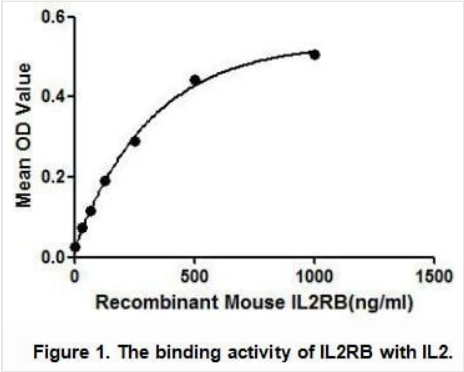

Bioactivity
IL2RB (interleukin-2 receptor subunit beta) is a heterotrimeric protein expressed on the surface of certain immune cells, such as lymphocytes, which binds and responds to a cytokine called IL-2. Thus we have conducted a binding ELISA assay to detect the interaction of recombinant mouse IL2RB with recombinant mouse IL2. Briefly, IL2RB were diluted serially in PBS, with 0.01%BSA (pH 7.4). Duplicate samples of 100uL were then transferred to IL2-coated microtiter wells and incubated for 2h at 37 degree C. Wells were washed with PBST and incubated for 1h with anti-IL2RB pAb, then aspirated and washed 3 times. After incubation with HRP labelled secondary antibody, wells were aspirated and washed 3 times. With the addition of substrate solution, wells were incubated 15-25 minutes at 37 degree C. Finally, add 50uL stop solution to the wells and read at 450nm immediately. The binding activity of IL2RB with IL2 was shown in Figure 1 and this effect was in a dose dependent manner.

```
                          AVKN CSHLECFYNS RANVSCMWSH
EEALNVTTCH VHAKSNLRHW NKTCELTLVR QASWACNLIL GSFPESQSLT
SVDLLDINVV CWEEKGWRRV KTCDFHPFDN LRLVAPHSLQ VLHIDTQRCN
ISWKVSQVSH YIEPYLEFEA RRRLLGHSWE DASVLSLKQR QQWLFLEMLI
PSTSYEVQVR VKAQRNNTGT WSPWSQPLTF RTRPADPMKE
```

Sequence

ADDITIONAL INFORMATION

Product Categories/Family for IL2Rb active protein	CD & Adhesion molecule; Infection immunity

NCBI AND UNIPROT INFORMATION

NCBI GI #	6680427
NCBI GeneID	16185
NCBI Accession #	NP_032394.1
NCBI GenBank Nucleotide #	NM_008368.4

UniProt Accession #	P16297; Q3TZT2
Molecular Weight	Predicted Molecular Mass: 26.3kDa Accurate Molecular Mass: 27kDa as determined by SDS-PAGE reducing conditions.
NCBI Official Full Name	interleukin-2 receptor subunit beta
NCBI Official Synonym Full Names	interleukin 2 receptor, beta chain
NCBI Official Symbol	Il2rb
NCBI Official Synonym Symbols	p70; CD122; IL15Rbeta; Il-2Rbeta; IL-15Rbeta; Il-2/15Rbeta
NCBI Protein Information	interleukin-2 receptor subunit beta
UniProt Protein Name	Interleukin-2 receptor subunit beta
UniProt Gene Name	**Il2rb**
UniProt Synonym Gene Names	IL-2 receptor subunit beta; IL-2R subunit beta; IL-2RB

For Research Use Only. Not for use in diagnostic or therapeutic procedures. Small volumes of product may become entrapped in the seal of the vial during shipment and storage; if necessary, briefly centrifuge the vial on a tabletop centrifuge to dislodge any liquid in the cap.

AAA Biotech | Tel: +1 (619) 604-9440 | Fax: +1 (619) 604-9441 | contact@aaabiotech.com
Online datasheet: https://stage.aaabiotech.com/e-coli-mouse-mus-musculus-active-protein/interleukin-2-receptor-beta-il2rb/148239