Rabbit anti-Mouse, Pig Galectin 2 Polyclonal Antibody | anti-GAL2 antibody

Polyclonal Antibody to Galectin 2 (GAL2)

CATALOG #	HOST	REACTIVITY	APPLICATIONS
AAA143151	**Rabbit**	**Mouse, Pig**	**ELISA, Immunohistochemistry, Immunocytochemistry, Western Blot**

PRODUCT SYNONYMS

Galectin 2; Polyclonal Antibody; Polyclonal Antibody to Galectin 2 (GAL2); anti-GAL2 antibody

PRODUCT SPECIFICATIONS

Host	Rabbit
Reactivity	Mouse, Pig
Clonality	Polyclonal
Specificity	The antibody is a rabbit polyclonal antibody raised against GAL2. It has beenselected for its ability to recognize GAL2 in immunohistochemical staining andwestern blotting.
Purity/Purification	Affinity Chromatography
Form/Format	Liquid
Concentration	1mg/ml (varies by lot)
Applicable Applications for anti-GAL2 antibody	ELISA, IHC (Immunohistochemistry), ICC (Immunocytochemistry), WB (Western Blot)
Fragment	GAL2 (Met1~Phe123)
Organism Species	Sus scrofa; Porcine (Pig)
Cross Reactivity	Mouse, Pig
Conjugate	No Conjugate
Immunogen	Recombinant GAL2 (Met1~Phe123) expressed in E Coli.
Conjugated Antibody	The APC conjugated antibody version of this item is also available as
Preparation and Storage	Store at 4 degree C for frequent use. Stored at -20 degree C to -80 degree C in a manual defrost freezer for one year without detectable loss of activity. Avoid repeated freeze-thaw cycles.

IMAGES

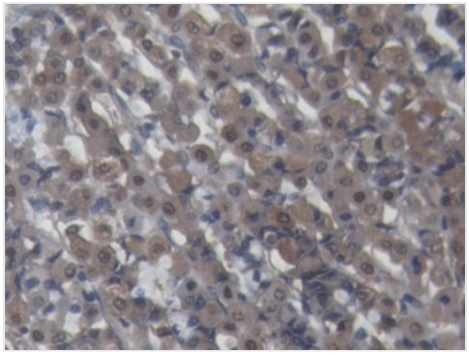

IHC (Immunohistochemisry)
DAB staining on IHC-P; Samples: Porcine Stomach Tissue



WB (Western Blot)
Western Blot: Sample: Recombinant protein.



WB (Western Blot)
Western Blot: Sample: Mouse Stomach lysate; Primary Ab: 1ug/ml Rabbit Anti-Porcine GAL2 Antibody Second Ab: 0.2ug/mL HRP-Linked Caprine Anti-Rabbit IgG Polyclonal Antibody

NCBI AND UNIPROT INFORMATION

NCBI GI #	2833360
UniProt Accession #	Q29373
Molecular Weight	13,800 Da
NCBI Official Full Name	Galectin-2
UniProt Protein Name	Galectin-2
UniProt Gene Name	**LGALS2**
UniProt Synonym Gene Names	Gal-2

For Research Use Only. Not for use in diagnostic or therapeutic procedures. Small volumes of product may become entrapped in the seal of the vial during shipment and storage; if necessary, briefly centrifuge the vial on a tabletop centrifuge to dislodge any liquid in the cap.

AAA Biotech | Tel: +1 (619) 604-9440 | Fax: +1 (619) 604-9441 | contact@aaabiotech.com
Online datasheet: https://stage.aaabiotech.com/polyclonal/galectin-2-antibody-immunohistochemistry-immunocytochemistry-western-blot-elisa/143151