Rabbit anti-Human, Pig Fibromodulin Polyclonal Antibody | anti-FMOD antibody

Polyclonal Antibody to Fibromodulin (FMOD)

CATALOG #	HOST	REACTIVITY	APPLICATIONS
AAA142575	**Rabbit**	**Human, Pig**	**ELISA, Immunohistochemistry, Immunocytochemistry, Western Blot**

PRODUCT SYNONYMS

Fibromodulin; Polyclonal Antibody; Polyclonal Antibody to Fibromodulin (FMOD); anti-FMOD antibody

PRODUCT SPECIFICATIONS

Host	Rabbit
Reactivity	Human, Pig
Clonality	Polyclonal
Specificity	The antibody is a rabbit polyclonal antibody raised against FMOD. It has beenselected for its ability to recognize FMOD in immunohistochemical staining andwestern blotting.
Purity/Purification	Affinity Chromatography
Form/Format	Liquid
Concentration	500ug/mL (varies by lot)
Sequence Length	147
Applicable Applications for anti-FMOD antibody	ELISA, IHC (Immunohistochemistry), ICC (Immunocytochemistry), WB (Western Blot)
Fragment	FMOD (Gln19~Ile376)
Organism Species	Homo sapiens (Human)
Cross Reactivity	Human
Conjugate	No Conjugate
Immunogen	Recombinant FMOD (Gln19~Ile376) expressed in E Coli.
Conjugated Antibody	The APC conjugated antibody version of this item is also available as
Preparation and Storage	Store at 4 degree C for frequent use. Stored at -20 degree C to -80 degree C in a manual defrost freezer for one year without detectable loss of activity. Avoid repeated freeze-thaw cycles.

IMAGES

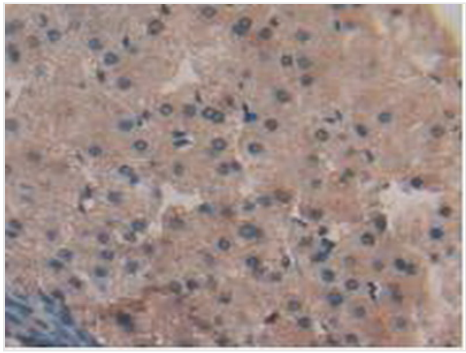

IHC (Immunohistochemistry)
DAB staining on IHC-P; Samples: Human Liver Tissue.

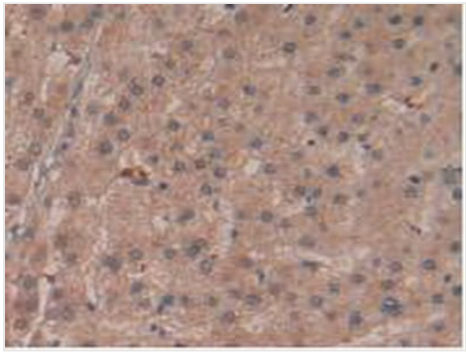

IHC (Immunohistochemistry)
DAB staining on IHC-P; Samples: Human Liver Cancer Tissue.

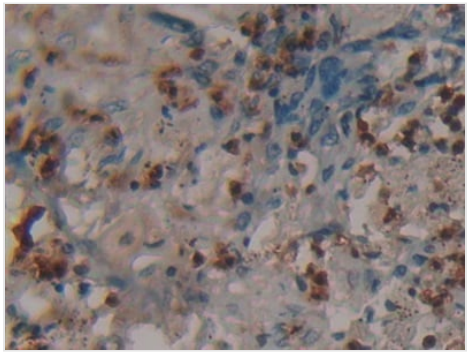

IHC (Immunohistochemisry)
DAB staining on IHC-P; Samples: Human Lung Cancer Tissue.

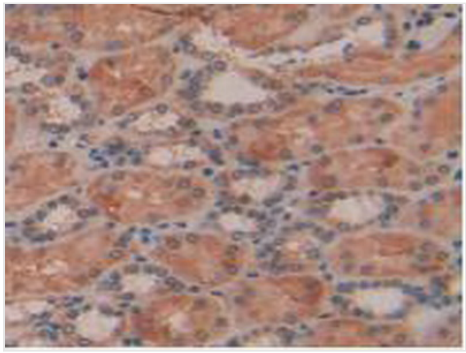

IHC (Immunohiostchemistry)
DAB staining on IHC-P; Samples: Human Kidney Tissue

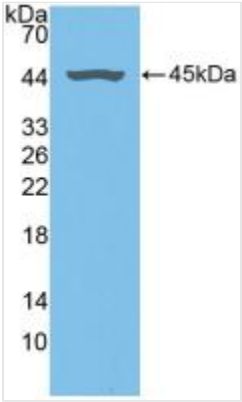

WB (Western Blot)
Western Blot: Sample: Recombinant FMOD, Human.

NCBI AND UNIPROT INFORMATION

NCBI GI #	71040111
NCBI GeneID	2331
NCBI Accession #	NP_002014.2
NCBI GenBank Nucleotide #	NM_002023.4
UniProt Accession #	Q06828; Q15331; Q8IV47
Molecular Weight	43,179 Da
NCBI Official Full Name	fibromodulin
NCBI Official Synonym Full Names	fibromodulin

NCBI Official Symbol	FMOD
NCBI Official Synonym Symbols	FM; SLRR2E
NCBI Protein Information	fibromodulin
UniProt Protein Name	Fibromodulin
UniProt Gene Name	**FMOD**
UniProt Synonym Gene Names	FM; SLRR2E; FM; KSPG fibromodulin

For Research Use Only. Not for use in diagnostic or therapeutic procedures. Small volumes of product may become entrapped in the seal of the vial during shipment and storage; if necessary, briefly centrifuge the vial on a tabletop centrifuge to dislodge any liquid in the cap.

AAA Biotech | Tel: +1 (619) 604-9440 | Fax: +1 (619) 604-9441 | contact@aaabiotech.com
Online datasheet: https://stage.aaabiotech.com/polyclonal/fibromodulin-antibody-immunohistochemistry-immunocytochemistry-western-blot-elisa/142575