Rabbit Fibrinogen Beta (FGb) Polyclonal Antibody | anti-FGb antibody

Polyclonal Antibody to Fibrinogen Beta (FGb)

CATALOG #	HOST	REACTIVITY	APPLICATIONS
AAA130808	**Rabbit**	**Bos taurus; Bovine (Cattle)**	**Western Blot**

PRODUCT SYNONYMS

Fibrinogen Beta (FGb); Polyclonal Antibody; Polyclonal Antibody to Fibrinogen Beta (FGb); anti-FGb antibody

PRODUCT SPECIFICATIONS

Host	Rabbit
Reactivity	Bos taurus; Bovine (Cattle)
Clonality	Polyclonal
Purity/Purification	Antigen-specific affinity chromatography followed by Protein A affinity chromatography
Form/Format	Supplied as solution form in 0.01M PBS, pH7.4, containing 0.05% Proclin-300, 50% glycerol.
Concentration	0.5mg/mL (varies by lot)
Applicable Applications for anti-FGb antibody	WB (Western Blot)
Source	Polyclonal antibody preparation
Traits	Liquid
Cross Reactivity	Rat
Immunogen	Recombinant FGB (Gly49~Gln495) expressed in E.coli .
Preparation and Storage	**Storage:** Avoid repeated freeze/thaw cycles. Store at 4 degree C for frequent use. Aliquot and store at -20 degree C for 24 months. **Stability Test:** The thermal stability is described by the loss rate. The loss rate was determined by accelerated thermal degradation test, that is, incubate the protein at 37 degree C for 48h, and no obvious degradation and precipitation were observed. The loss rate is less than 5% within the expiration date under appropriate storage condition.

IMAGES

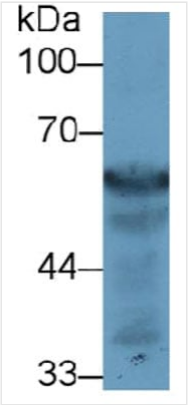

WB (Western Blot)
Western Blot;Sample: Rat Liver lysate;Primary Ab: 1ug/ml Rabbit Anti-Bovine FGb AntibodySecond Ab: 0.2ug/mL HRP-Linked Caprine Anti-Rabbit IgG Polyclonal Antibody



WB (Western Blot)
Western Blot;Sample: Bovine Spleen lysate;Primary Ab: 1ug/ml Rabbit Anti-Bovine FGb AntibodySecond Ab: 0.2ug/mL HRP-Linked Caprine Anti-Rabbit IgG Polyclonal Antibody

WB (Western Blot)
Western Blot;Sample: Bovine Liver lysate;Primary Ab: 1ug/ml Rabbit Anti-Bovine FGb AntibodySecond Ab: 0.2ug/mL HRP-Linked Caprine Anti-Rabbit IgG Polyclonal Antibody



WB (Western Blot)
Western Blot;Sample: Bovine Serum;Primary Ab: 1ug/ml Rabbit Anti-Bovine FGb AntibodySecond Ab: 0.2ug/mL HRP-Linked Caprine Anti-Rabbit IgG Polyclonal Antibody

NCBI AND UNIPROT INFORMATION

NCBI GI #	1346006
NCBI GeneID	510522
UniProt Accession #	P02676
NCBI Official Full Name	Fibrinogen beta chain
NCBI Official Synonym Full Names	fibrinogen beta chain
NCBI Official Symbol	FGB
NCBI Protein Information	fibrinogen beta chain
UniProt Protein Name	Fibrinogen beta chain
UniProt Gene Name	**FGB**

For Research Use Only. Not for use in diagnostic or therapeutic procedures. Small volumes of product may become entrapped in the seal of the vial during shipment and storage; if necessary, briefly centrifuge the vial on a tabletop centrifuge to dislodge any liquid in the cap.

AAA Biotech | Tel: +1 (619) 604-9440 | Fax: +1 (619) 604-9441 | contact@aaabiotech.com
Online datasheet: https://stage.aaabiotech.com/polyclonal/fibrinogen-beta-fgb-antibody-western-blot-elisa/130808