Rabbit anti-Human CRX Polyclonal Antibody | anti-CRX antibody

CRX Antibody

CATALOG #	HOST	REACTIVITY	APPLICATIONS
AAA119560	**Rabbit**	**Human**	**Immunohistochemistry, Western Blot, ELISA**

PRODUCT SYNONYMS

CRX; Polyclonal Antibody; CRX Antibody; CORD2; Cone-rod Homeobox Protein; anti-CRX antibody

PRODUCT SPECIFICATIONS

Host	Rabbit
Reactivity	Human
Clonality	Polyclonal
Isotype	IgG
Purity/Purification	Antigen Affinity Purified
Form/Format	Liquid
Sequence Length	299
Applicable Applications for anti-CRX antibody	IHC (Immunohistochemistry), WB (Western Blot), ELISA
Storage Buffer	PBS with 0.02% sodium azide, 50% glycerol, pH7.3.
Conjugate	Non-conjugated
Immunogen Species	Homo Sapien (Human)
Research Area	Neuroscience
Immunogen	Recombinant human Cone-rod homeobox protein protein (120-285aa)
Preparation and Storage	Upon receipt, store at -20°C or -80°C. Avoid repeated freeze.

IMAGES

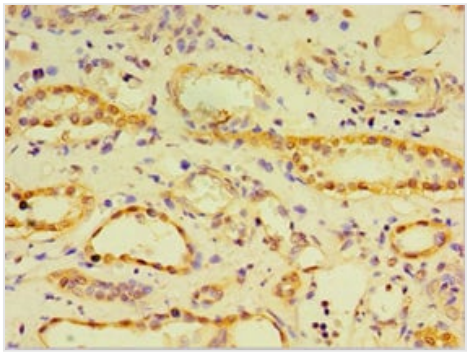

IHC (Immunohistochemisry)
Immunohistochemistry of paraffin-embedded human kidney using AAA119560 at dilution 1:100

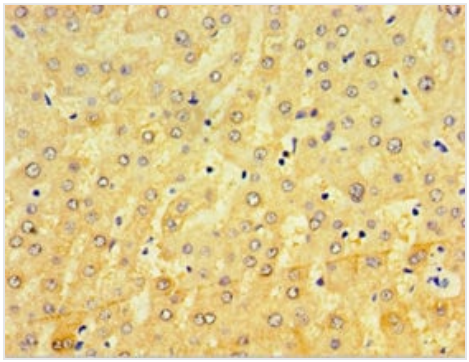

IHC (Immunohiostchemistry)
Immunohistochemistry of paraffin-embedded human liver using AAA119560 at dilution 1:100

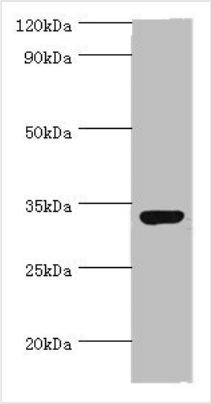

WB (Western Blot)
Western blotAll lanes: CRX antibody at 2ug/ml+293T whole cell lysateSecondaryGoat polyclonal to rabbit at 1/10000 dilutionPredicted band size: 32kDaObserved band size: 32kDa

ADDITIONAL INFORMATION

Related Product Information for anti-CRX antibody	Transcription factor that binds and transactivates the sequence 5'-TAATC[CA]-3' which is found upstream of several photoreceptor-specific genes, including the opsin genes. Acts synergistically with other transcription factors, such as NRL, RORB and RAX, to regulate photoreceptor cell-specific gene transcription. Essential for the maintenance of mammalian photoreceptors.

NCBI AND UNIPROT INFORMATION

NCBI GI #	4557489
NCBI GeneID	1406
NCBI Accession #	NP_000545.1
NCBI GenBank Nucleotide #	NM_000554.4
UniProt Accession #	O43186; Q0QD45
NCBI Official Full Name	cone-rod homeobox protein
NCBI Official Synonym Full Names	cone-rod homeobox
NCBI Official Symbol	CRX
NCBI Official Synonym Symbols	CRD; LCA7; OTX3; CORD2
NCBI Protein Information	cone-rod homeobox protein
UniProt Protein Name	Cone-rod homeobox protein
UniProt Gene Name	**CRX**
UniProt Synonym Gene Names	CORD2
UniProt Entry Name	CRX_HUMAN

For Research Use Only. Not for use in diagnostic or therapeutic procedures. Small volumes of product may become entrapped in the seal of the vial during shipment and storage; if necessary, briefly centrifuge the vial on a tabletop centrifuge to dislodge any liquid in the cap.

AAA Biotech | Tel: +1 (619) 604-9440 | Fax: +1 (619) 604-9441 | contact@aaabiotech.com
Online datasheet: https://stage.aaabiotech.com/polyclonal/crx-antibody-immunohistochemistry-western-blot-elisa/119560