Rabbit anti-Human Glucokinase Polyclonal Antibody | anti-GCK antibody

Rabbit anti-human Glucokinase polyclonal Antibody(GCK)

CATALOG #	HOST	REACTIVITY	APPLICATIONS
AAA118654	**Rabbit**	**Human**	**Immunohistochemistry, Western Blot, ELISA**

PRODUCT SYNONYMS

Glucokinase; Polyclonal Antibody; Rabbit anti-human Glucokinase polyclonal Antibody(GCK); Hexokinase type IV; HK IV; Hexokinase-4; HK4; Hexokinase-D; GCK; anti-GCK antibody

PRODUCT SPECIFICATIONS

Host	Rabbit
Reactivity	Human
Clonality	Polyclonal
Isotype	IgG
Purity/Purification	Antigen Affinity Purified
Sequence Length	465
Applicable Applications for anti-GCK antibody	IHC (Immunohistochemistry), WB (Western Blot), ELISA
Storage Buffer	PBS with 0.02% sodium azide, 50% glycerol, pH7.3.
Conjugate	Non-conjugated
Immunogen	Recombinant human Glucokinase protein (1-300aa)
Santa Cruz Alternative	Potential replacement for Santa Cruz Biotechnology antibody catalog# sc-1980 / sc-1979 / sc-55496 / sc-7908 / sc-130765
Preparation and Storage	Shipped at 4 degree C. Upon delivery aliquot and store at -20 degree C or -80 degree C. Avoid repeated freeze.

IMAGES

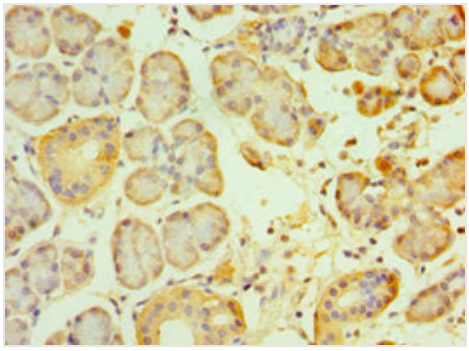

IHC (Immunohistochemisry)
Immunohistochemistry of paraffin-embedded human pancreas using AAA118654 at dilution 1:100

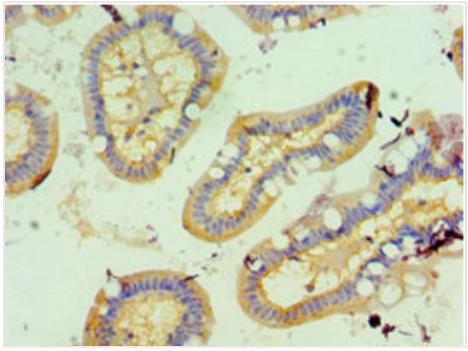

IHC (Immunohiostchemistry)
Immunohistochemistry of paraffin-embedded human small intestine using AAA118654 at dilution 1:100

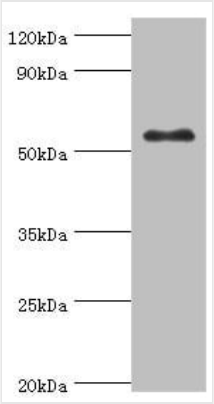

WB (Western Blot)
All lanes: Glucokinase antibody at 8ug/ml+HepG2 whole cell lysateSecondaryGoat polyclonal to rabbit at 1/10000 dilutionPredicted band size: 52kDaObserved band size: 52kDa

ADDITIONAL INFORMATION

Related Product Information for anti-GCK antibody	Catalyzes the initial step in utilization of glucose by the beta-cell and liver at physiological glucose concentration. Glucokinase has a high Km for glucose, and so it is effective only when glucose is abundant. The role of GCK is to provide G6P for the synthesis of glycogen. Pancreatic glucokinase plays an important role in modulating insulin secretion. Hepatic glucokinase helps to facilitate the uptake and conversion of glucose by acting as an insulin-sensitive determinant of hepatic glucose usage.

NCBI AND UNIPROT INFORMATION

NCBI GI #	4503951
NCBI GeneID	2645
NCBI Accession #	NP_000153.1
NCBI GenBank Nucleotide #	NM_000162.3
UniProt Accession #	P35557; Q05810; A4D2J2; A4D2J3
Molecular Weight	52,035 Da
NCBI Official Full Name	glucokinase isoform 1
NCBI Official Synonym Full Names	glucokinase
NCBI Official Symbol	GCK
NCBI Official Synonym Symbols	GK; GLK; HK4; HHF3; HKIV; HXKP; LGLK; MODY2; FGQTL3
NCBI Protein Information	glucokinase
UniProt Protein Name	Glucokinase
UniProt Gene Name	**GCK**
UniProt Synonym Gene Names	HK IV; HK4
UniProt Entry Name	HXK4_HUMAN

For Research Use Only. Not for use in diagnostic or therapeutic procedures. Small volumes of product may become entrapped in the seal of the vial during shipment and storage; if necessary, briefly centrifuge the vial on a tabletop centrifuge to dislodge any liquid in the cap.

AAA Biotech | Tel: +1 (619) 604-9440 | Fax: +1 (619) 604-9441 | contact@aaabiotech.com
Online datasheet: https://stage.aaabiotech.com/polyclonal/glucokinase-antibody-immunohistochemistry-western-blot-elisa/118654