Rabbit anti-Human High affinity immunoglobulin epsilon receptor subunit gamma Polyclonal Antibody | anti-FCER1G antibody

Rabbit anti-human High affinity immunoglobulin epsilon receptor subunit gamma polyclonal Antibody

CATALOG #	HOST	REACTIVITY	APPLICATIONS
AAA117919	**Rabbit**	**Human**	**Immunohistochemistry, ELISA**

PRODUCT SYNONYMS

High affinity immunoglobulin epsilon receptor subunit gamma; Polyclonal Antibody; Rabbit anti-human High affinity immunoglobulin epsilon receptor subunit gamma polyclonal Antibody; Fc receptor gamma-chain Fc-epsilon RI-gamma IgE Fc receptor subunit gamma FCER1G; anti-FCER1G antibody

PRODUCT SPECIFICATIONS

Host	Rabbit
Reactivity	Human
Clonality	Polyclonal
Isotype	IgG
Purity/Purification	Caprylic Acid Ammonium Sulfate Precipitation Purified
Sequence Length	86
Applicable Applications for anti-FCER1G antibody	IHC (Immunohistochemistry), ELISA
Storage Buffer	Preservative: 0.03% Proclin 300 Constituents: 50% Glycerol, 0.01M PBS, PH 7.4
Conjugate	Non-conjugated
Immunogen	Recombinant human High affinity immunoglobulin epsilon receptor subunit gammaprotein
Santa Cruz Alternative	Potential replacement for Santa Cruz Biotechnology antibody catalog# sc-33494 / sc-33495 / sc-33496
Preparation and Storage	Shipped at 4 degree C. Upon delivery aliquot and store at -20 degree C or -80 degree C. Avoid repeated freeze.

IMAGES

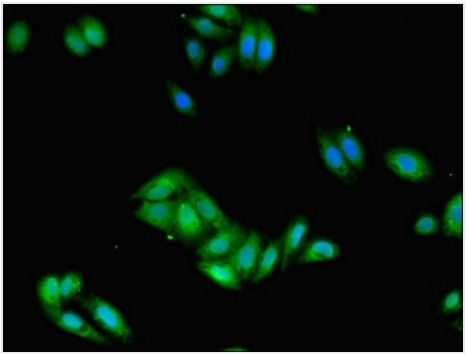

IHC (Immunohistochemisry)
Immunofluorescent analysis of HepG2 cells using AAA117919 at a dilution of 1:100 and Alexa Fluor 488-congugated AffiniPure Goat Anti-Rabbit IgG(H+L

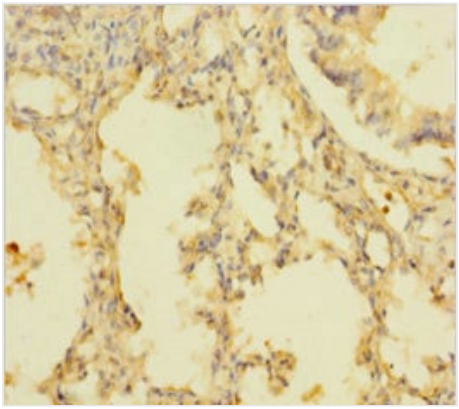

IHC (Immunohiostchemistry)
Immunohistochemistry of paraffin-embedded human lung tissue using AAA117919 at dilution 1:100

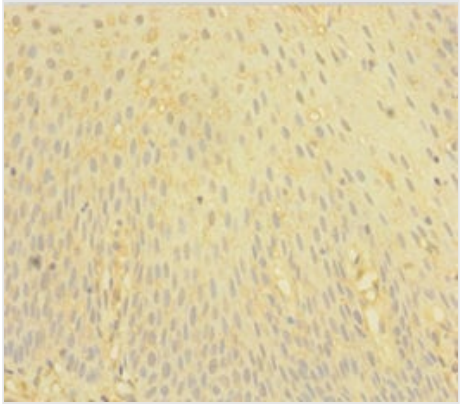

IHC (Immunohistochemistry)
Immunohistochemistry of paraffin-embedded human tonsil tissue using AAA117919 at dilution 1:100

ADDITIONAL INFORMATION

Related Product Information for anti-FCER1G antibody	Associates with a variety of FcR alpha chains to form a functional signaling complex. Regulates several aspects of the immune response. The gamma subunit has a critical role in allowing the IgE Fc receptor to reach the cell surface. Also involved in collagen-mediated platelet activation and in neutrophil activation mediated by integrin.

NCBI AND UNIPROT INFORMATION

NCBI GI #	4758344
NCBI GeneID	2207
NCBI Accession #	NP_004097.1
NCBI GenBank Nucleotide #	NM_004106.1
UniProt Accession #	P30273; Q5VTW4
Molecular Weight	9,667 Da
NCBI Official Full Name	high affinity immunoglobulin epsilon receptor subunit gamma
NCBI Official Synonym Full Names	Fc fragment of IgE receptor Ig
NCBI Official Symbol	FCER1G
NCBI Official Synonym Symbols	FCRG
NCBI Protein Information	high affinity immunoglobulin epsilon receptor subunit gamma
UniProt Protein Name	High affinity immunoglobulin epsilon receptor subunit gamma
UniProt Gene Name	**FCER1G**
UniProt Synonym Gene Names	FcRgamma; FceRI gamma
UniProt Entry Name	FCERG_HUMAN

For Research Use Only. Not for use in diagnostic or therapeutic procedures. Small volumes of product may become entrapped in the seal of the vial during shipment and storage; if necessary, briefly centrifuge the vial on a tabletop centrifuge to dislodge any liquid in the cap.

AAA Biotech | Tel: +1 (619) 604-9440 | Fax: +1 (619) 604-9441 | contact@aaabiotech.com
Online datasheet: https://stage.aaabiotech.com/polyclonal/high-affinity-immunoglobulin-epsilon-receptor-subunit-gamma-antibody-immunohistochemistry-elisa/117919