Keratin 17 Antibody | anti-K17 antibody

Keratin 17 Antibody

CATALOG #	REACTIVITY	APPLICATIONS
AAA109338	**Human, Mouse, Rat**	**ELISA, Immunofluorescence, Immunohistochemistry, Western Blot**

PRODUCT SYNONYMS

Keratin 17; Keratin 17 Antibody; Keratin; type I cytoskeletal 17; Cytokeratin-17; CK-17; anti-K17 antibody

PRODUCT SPECIFICATIONS

Reactivity	Human, Mouse, Rat
Specificity	Keratin 17 antibody detects endogenous levels of total keratin 17 protein.
Purity/Purification	Affinity-purified from rabbit antiserum by affinity-chromatography using epitope-specific immunogen.
Form/Format	In phosphate buffered saline (without Mg2+ and Ca2+), pH 7.4, 150mM NaCl, 0.02% sodium azide and 50% glycerol.
Sequence Length	432
Applicable Applications for anti-K17 antibody	ELISA, IF (Immunofluorescence), IHC (Immunohistochemistry), WB (Western Blot)
Immunogen	The antiserum was produced against synthesized peptide derived from human keratin 17.
Preparation and Storage	Store at-20 degree C for 1 year

IMAGES

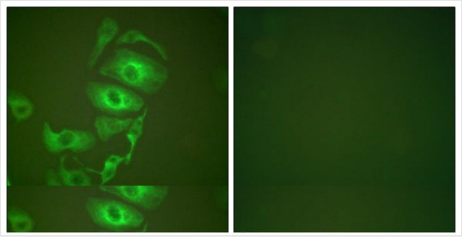

IF (Immunofluorescence)
Peptide-+ Immunofluorescence analysis of HepG2 cells, using keratin 17 antibody.

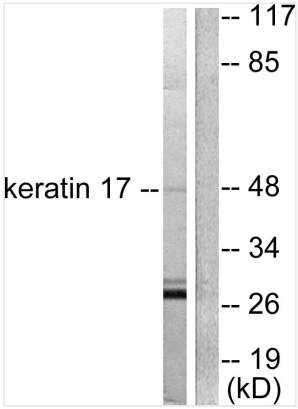

WB (Western Blot)
Western blot analysis of extracts from HuvEc cells, using keratin 17 antibody.

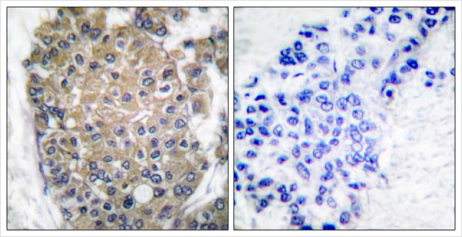

IHC (Immunohistochemistry)
Peptide-+ Immunohistochemical analysis of paraffin-embedded human breast carcinoma tissue using keratin 17 antibody.

ADDITIONAL INFORMATION

References	M Rosenberg, Mol. Cell. Biol., Feb 1988; 8: 722-736. SM Troyanovsky, J. Cell Sci., Jul 1989; 93: 419. Kevin M. McGowan, Genes & Dev., Jun 2002; 16: 1412. Nicholas Bianchi, Mol. Cell. Biol., Aug 2005; 25: 7249-7259.

NCBI AND UNIPROT INFORMATION

NCBI GI #	4557701
NCBI GeneID	3872
NCBI Accession #	NP_000413.1
NCBI GenBank Nucleotide #	NM_000422.2
UniProt Accession #	Q04695; Q6IP98; Q8N1P6; A5Z1M9; A5Z1N0; A5Z1N1; A5Z1N2; A6NDV6; A6NKQ2
Molecular Weight	48,106 Da
NCBI Official Full Name	keratin, type I cytoskeletal 17
NCBI Official Synonym Full Names	keratin 17
NCBI Official Symbol	KRT17
NCBI Official Synonym Symbols	PC; K17; PC2; 39.1; CK-17; PCHC1
NCBI Protein Information	keratin, type I cytoskeletal 17
UniProt Protein Name	Keratin, type I cytoskeletal 17
UniProt Gene Name	**KRT17**
UniProt Synonym Gene Names	CK-17; K17

For Research Use Only. Not for use in diagnostic or therapeutic procedures. Small volumes of product may become entrapped in the seal of the vial during shipment and storage; if necessary, briefly centrifuge the vial on a tabletop centrifuge to dislodge any liquid in the cap.

AAA Biotech | Tel: +1 (619) 604-9440 | Fax: +1 (619) 604-9441 | contact@aaabiotech.com
Online datasheet: https://stage.aaabiotech.com/k17-human-mouse-rat-antibody/keratin-17/109338