Mouse anti-Human TNFRSF11B Antibody | anti-TNFRSF11B antibody

TNFRSF11B Antibody

CATALOG #	HOST	REACTIVITY	APPLICATIONS
AAA108596	**Mouse**	**Human**	**ELISA, Flow Cytometry, Functional Assay, Immunofluorescence, Western Blot**

PRODUCT SYNONYMS

TNFRSF11B; TNFRSF11B Antibody; OPG; TR1; OCIF; MGC29565; anti-TNFRSF11B antibody

PRODUCT SPECIFICATIONS

Host	Mouse
Reactivity	Human
Isotype	IgG1
Clone Number	5G2
Form/Format	Ascitic fluid containing 0.03% sodium azide.
Sequence Length	401
Applicable Applications for anti-TNFRSF11B antibody	ELISA, FCM/FACS (Flow Cytometry), IF (Immunofluorescence), WB (Western Blot)
Immunogen	Purified recombinant fragment of human TNFRSF11B expressed in E. Coli.
Preparation and Storage	Store at 4 degree C, for long term storage, store at-20 degree C.

IMAGES

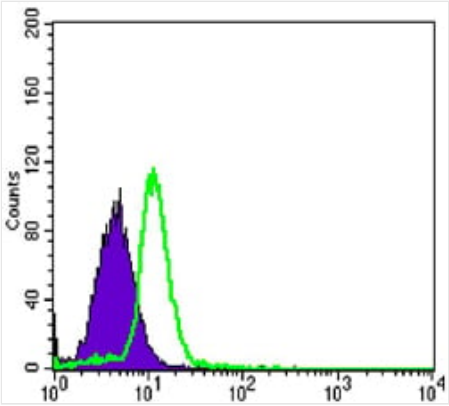

FCM/FACS (Flow Cytometry)
Figure 3: Flow cytometric analysis of HL-60 cells using TNFRSF11B mouse mAb (green) and negative control (purple).

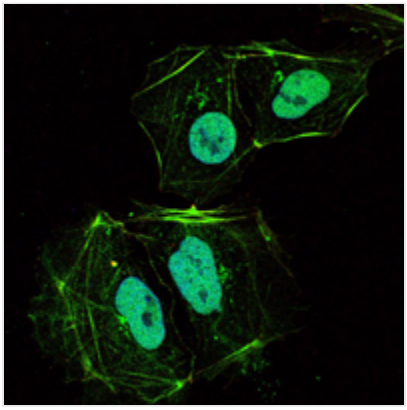

IF (Immunofluorescence)
Figure 2: Immunofluorescence analysis of HL-60 cells using TNFRSF11B mouse mAb (green). Blue: DRAQ5 fluorescent DNA dye.



WB (Western Blot)
Figure 1: Western blot analysis using TNFRSF11B mAb against HEK293 (1) and TNFRSF11B-hIgGFc transfected HEK293 (2) cell lysate.

ADDITIONAL INFORMATION

Related Product Information for anti-TNFRSF11B antibody	The protein encoded by this gene is a member of the TNF-receptor superfamily. This protein is an osteoblast-secreted decoy receptor that functions as a negative regulator of bone resorption. This protein specifically binds to its ligand, osteoprotegerin ligand, both of which are key extracellular regulators of osteoclast development. Studies of the mouse counterpart also suggest that this protein and its ligand play a role in lymph-node organogenesis and vascular calcification. Alternatively spliced transcript variants of this gene have been reported, but their full length nature has not been determined.
Product Categories/Family for anti-TNFRSF11B antibody	Autophagy antibody; Cancer; Cardiovascular; Cell Biology; Epigenetics & Nuclear Signaling; Developmental Biologys; Immunology; Drug Discovery Products; Metabolism; Neuroscience; Signal Transduction; Stem Cells

NCBI AND UNIPROT INFORMATION

NCBI GI #	148743793
NCBI GeneID	4982
NCBI Accession #	NP_002537.3
NCBI GenBank Nucleotide #	NM_002546.3
UniProt Accession #	O00300; O60236; Q53FX6; Q9UHP4; B2R9A8
Molecular Weight	60kDa
NCBI Official Full Name	tumor necrosis factor receptor superfamily member 11B
NCBI Official Synonym Full Names	TNF receptor superfamily member 11b
NCBI Official Symbol	TNFRSF11B
NCBI Official Synonym Symbols	OPG; TR1; OCIF; PDB5
NCBI Protein Information	tumor necrosis factor receptor superfamily member 11B
UniProt Protein Name	Tumor necrosis factor receptor superfamily member 11B
UniProt Gene Name	**TNFRSF11B**
UniProt Synonym Gene Names	OCIF; OPG

For Research Use Only. Not for use in diagnostic or therapeutic procedures. Small volumes of product may become entrapped in the seal of the vial during shipment and storage; if necessary, briefly centrifuge the vial on a tabletop centrifuge to dislodge any liquid in the cap.

AAA Biotech | Tel: +1 (619) 604-9440 | Fax: +1 (619) 604-9441 | contact@aaabiotech.com
Online datasheet: https://stage.aaabiotech.com/mouse-human-antibody/tnfrsf11b/108596