Rabbit PSR Polyclonal Antibody | anti-PSR antibody

PSR antibody

CATALOG #	HOST	APPLICATIONS
AAA107806	**Rabbit**	**Western Blot, Immunohistochemistry**

PRODUCT SYNONYMS

PSR; Polyclonal Antibody; PSR antibody; Polyclonal PSR; Anti-PSR; KIAA0585; phosphatidylserine receptor; histone arginine demethylase JMJD6; jumonji domain-containing protein 6; jmjC domain-containing protein 6; JMJD6; PTDSR; PTDSR1; anti-PSR antibody

PRODUCT SPECIFICATIONS

Host	Rabbit
Clonality	Polyclonal
Isotype	IgG
Purity/Purification	PSR antibody was purified by antigen-affinity chromatography
Form/Format	Supplied as a concentrated soloution containing 0.1M Tris, 0.1M Glycine, 10% Glycerol (pH 7.0). 0.01% Thimerosal was added as a preservative.
Concentration	1 mg/ml (varies by lot)
Sequence Length	198
Applicable Applications for anti-PSR antibody	WB (Western Blot), IHC (Immunohistochemistry)
Biological Significance	This gene encodes a nuclear protein with a JmjC domain. JmjC domain-containing proteins are predicted to function as protein hydroxylases or histone demethylases. This protein was first identified as a putative phosphatidylserine receptor involved in phagocytosis of apoptotic cells; however, subsequent studies have indicated that it does not directly function in the clearance of apoptotic cells, and questioned whether it is a true phosphatidylserine receptor.
Cross-Reactivity	Human, Mouse
Preparation and Storage	Store at 4 degree C for short term storage. Aliquot and store at -20 degree C for long term storage. Avoid repeated freeze/thaw cycles.

IMAGES

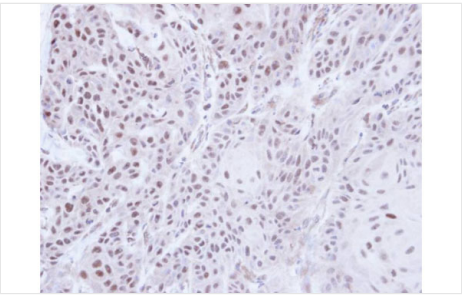

IHC (Immunohistochemisry)
Immunohistochemical staining of paraffin-embedded Cal27 Xenograft using PSR antibody at a dilution of 1:100

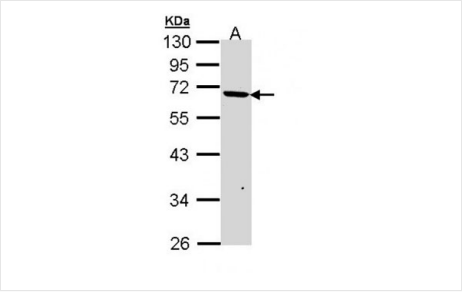

WB (Western Blot)
Western blot analysis of 30 ug of whole cell lysate (A: A431) using a 10 % SDS PAGE gel and PSR antibody at a dilution of 1:1000



WB (Western Blot)
Western blot analysis of 30 ug of whole cell lysate (A: NIH-3T3) using a 10 % SDS PAGE gel and PSR antibody at a dilution of 1:1000

ADDITIONAL INFORMATION

Related Product Information for anti-PSR antibody	Affinity purified Rabbit polyclonal PSR antibody
Product Categories/Family for anti-PSR antibody	Proteases; Inhibitors; & Enzymes; Purified Polyclonal Antibodies

NCBI AND UNIPROT INFORMATION

NCBI GI #	790435
UniProt Accession #	Q47781
Molecular Weight	46 kDa
NCBI Official Full Name	PSR
UniProt Protein Name	PSR
UniProt Gene Name	**psr**
UniProt Entry Name	Q47781_ENTFC

For Research Use Only. Not for use in diagnostic or therapeutic procedures. Small volumes of product may become entrapped in the seal of the vial during shipment and storage; if necessary, briefly centrifuge the vial on a tabletop centrifuge to dislodge any liquid in the cap.

AAA Biotech | Tel: +1 (619) 604-9440 | Fax: +1 (619) 604-9441 | contact@aaabiotech.com
Online datasheet: https://stage.aaabiotech.com/polyclonal/psr-antibody-western-blot-immunohistochemistry-elisa/107806