Rabbit FKHR Polyclonal Antibody | anti-FKHR antibody

FKHR antibody

CATALOG #	HOST	APPLICATIONS
AAA107657	**Rabbit**	**Western Blot, Immunohistochemistry, Immunofluorescence**

PRODUCT SYNONYMS

FKHR; Polyclonal Antibody; FKHR antibody; Polyclonal FKHR; Anti-FKHR; FKH1; Phospho Ser256; FOXO1A; FOXO1; Forkhead box protein O1; anti-FKHR antibody

PRODUCT SPECIFICATIONS

Host	Rabbit
Clonality	Polyclonal
Purity/Purification	FKHR antibody was purified by immunoaffinity chromatography.
Form/Format	Supplied in liquid form in PBS buffer (no MG2+ or Ca2+), pH 7.4, 150 mm NaCl, 0.02% sodium azide and 50% glycerol.
Concentration	1 mg/ml (varies by lot)
Applicable Applications for anti-FKHR antibody	WB (Western Blot), IHC (Immunohistochemistry), IF (Immunofluorescence)
Biological Significance	FKHR belongs to the forkhead family of transcription factors that are characterized by a distinct fork head domain. The specific function of this gene has not yet been determined; however, it may play a role in myogenic growth and differentiation. In hepatic cells this transcription factor seems to increase the expression of PEPCK and glycogen-6 phosphatase (the same enzymes that are blocked via the metformin/AMPK/SHP pathway). Blocking this transcription factor offers an opportunity for novel therapies for diabetes mellitus.
Cross-Reactivity	Human, Mouse, Rat
Immunogen	FKHR antibody was raised in Rabbit using the peptide sequence around phosphorylation site of serine 256 (A-A-S(p)-M-D) derived from Human FKHR as the immunogen.
Preparation and Storage	Store at 4 degree C for short term storage. Aliquot and store at -20 degree C for long term storage. Avoid repeated freeze/thaw cycles.

IMAGES

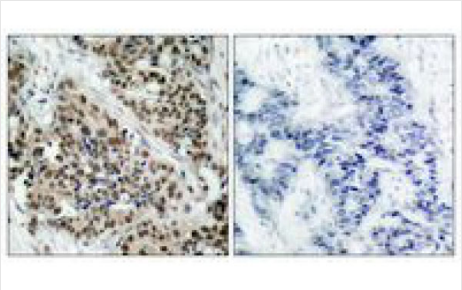

IHC (Immunohistochemisry)
Immunohistochemical analysis of paraffin- embedded human breast carcinoma tissue using FKHR (Phospho-Ser256) antibody (left) or the same antibody preincubated with with blocking peptide (right

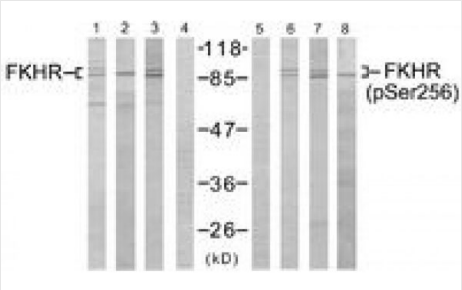

WB (Western Blot)
Western Blot analysis of extracts from 293 cells untreated or treated with serum using FKHR (Phospho-Ser256) antibody

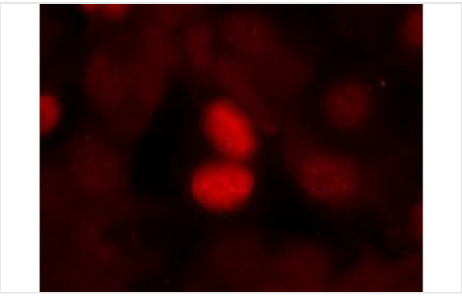

IF (Immunofluorescence)
Immunofluorescence staining of methanol-fixed MCF7 cells using FKHR (Phospho-Ser256) antibody

ADDITIONAL INFORMATION

Related Product Information for anti-FKHR antibody	Rabbit polyclonal FKHR antibody
Product Categories/Family for anti-FKHR antibody	DNA & RNA

For Research Use Only. Not for use in diagnostic or therapeutic procedures. Small volumes of product may become entrapped in the seal of the vial during shipment and storage; if necessary, briefly centrifuge the vial on a tabletop centrifuge to dislodge any liquid in the cap.

AAA Biotech | Tel: +1 (619) 604-9440 | Fax: +1 (619) 604-9441 | contact@aaabiotech.com
Online datasheet: https://stage.aaabiotech.com/polyclonal/fkhr-antibody-western-blot-immunohistochemistry-immunofluorescence-elisa/107657