Rabbit AMBRA1 Polyclonal Antibody | anti-AMBRA1 antibody

AMBRA1 Polyclonal Antibody

CATALOG #	HOST	REACTIVITY	APPLICATIONS
AAA10746	**Rabbit**	**Human, Mouse, Rat**	**Western Blot, Immunohistochemistry**

PRODUCT SYNONYMS

AMBRA1; Polyclonal Antibody; AMBRA1 Polyclonal Antibody; FLJ20294; KIAA1736; MGC33725; WDR94; anti-AMBRA1 antibody

PRODUCT SPECIFICATIONS

Host	Rabbit
Reactivity	Human, Mouse, Rat
Clonality	Polyclonal
Isotype	IgG
Purity/Purification	Affinity Purification
Concentration	1mg/ml (varies by lot)
Sequence Length	1298
Applicable Applications for anti-AMBRA1 antibody	WB (Western Blot), IHC (Immunohistochemistry)
Application Notes	WB: 1:500 - 1:2000 IHC: 1:50 - 1:200
Species	Human
Immunogen	Recombinant Protein
Immunogen	Recombinant protein of human AMBRA1
Calculated Molecular Weight	133kDa
Preparation and Storage	Store at -20 degree C (regular) or -80 degree C (long term). Avoid freeze / thaw cycles. Buffer: PBS with 0.02% sodium azide, 50% glycerol, pH7.3.

IMAGES

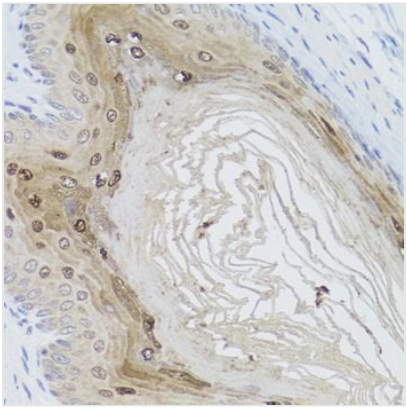

IHC (Immunohistchemistry)
Immunohistochemistry of paraffin-embedded mouse stomach using AMBRA1 antibody at dilution of 1:100 (40x lens).

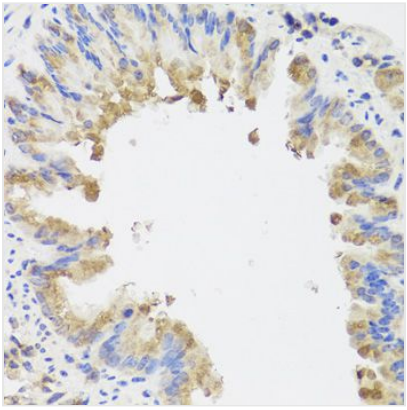

IHC (Immunohistochemistry)
Immunohistochemistry of paraffin-embedded mouse lung using AMBRA1 antibody at dilution of 1:100 (40x lens).

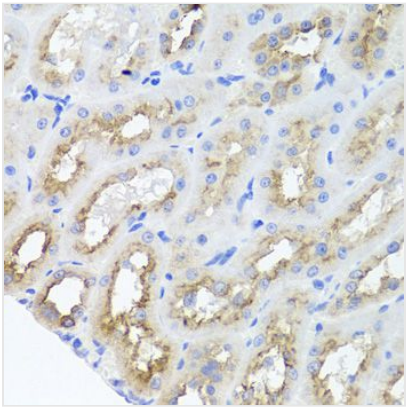

IHC (Immunohistochemistry)
Immunohistochemistry of paraffin-embedded rat kidney using AMBRA1 antibody at dilution of 1:100 (40x lens).

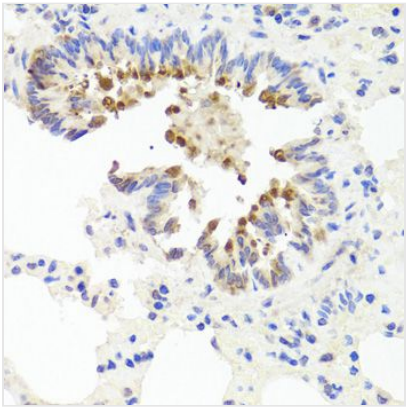

IHC (Immunohistchemistry)
Immunohistochemistry of paraffin-embedded rat lung using AMBRA1 antibody at dilution of 1:100 (40x lens).

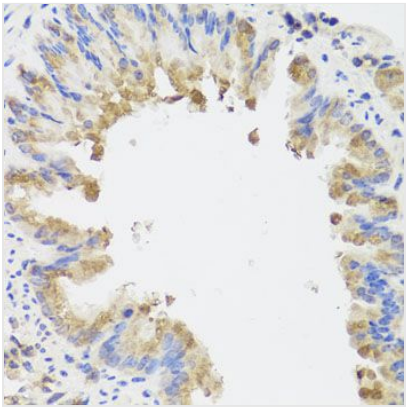

IHC (Immunohistochemistry)
Immunohistochemistry of paraffin-embedded mouse lung using AMBRA1 antibody at dilution of 1:100 (40x lens).

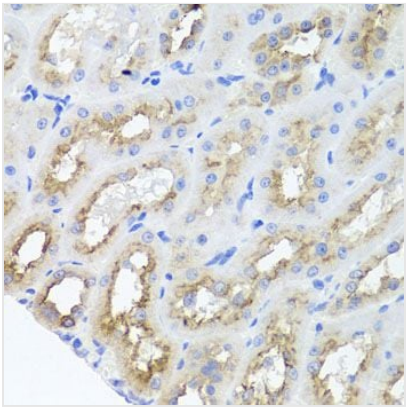

IHC (Immunohistochemistry)
Immunohistochemistry of paraffin-embedded rat kidney using AMBRA1 antibody at dilution of 1:100 (40x lens).

ADDITIONAL INFORMATION

Related Product Information for anti-AMBRA1 antibody	WD-repeats are motifs that are found in a variety of proteins and are characterized by a conserved core of 40-60 amino acids that commonly form a tertiary propeller structure. While proteins that contain WD-repeats participate in a wide range of cellular functions, they are generally involved in regulatory mechanisms concerning chromatin assembly, cell cycle control, signal transduction, RNA processing, apoptosis and vesicular trafficking. AMBRA1 (Activating molecule in BECN1-regulated autophagy protein 1), also known as WDR94 or KIAA1736, is a 1,298 amino acid protein that contains three WD repeats. Localized to cytoplasmic vesicles, AMBRA1 functions to control protein turnover, cell proliferation and cell survival during neuronal development, thereby playing an important role in autophagy and the development of the nervous system. Multiple isoforms of AMBRA1 exist due to alternative spicing events.
Product Categories/Family for anti-AMBRA1 antibody	Polyclonal

NCBI AND UNIPROT INFORMATION

NCBI GI #	166215833
NCBI GeneID	55626
UniProt Accession #	Q9C0C7; Q86XD6; Q9H8Z0; Q9NXE7; A6XN33; D3DQP8; G3V193
Molecular Weight	1298
NCBI Official Full Name	Activating molecule in BECN1-regulated autophagy protein 1
NCBI Official Synonym Full Names	autophagy/beclin-1 regulator 1
NCBI Official Symbol	AMBRA1
NCBI Official Synonym Symbols	DCAF3; WDR94
NCBI Protein Information	activating molecule in BECN1-regulated autophagy protein 1; WD repeat domain 94; DDB1 and CUL4 associated factor 3; activating molecule in beclin-1-regulated autophagy
UniProt Protein Name	Activating molecule in BECN1-regulated autophagy protein 1
UniProt Gene Name	**AMBRA1**
UniProt Synonym Gene Names	KIAA1736
UniProt Entry Name	AMRA1_HUMAN

For Research Use Only. Not for use in diagnostic or therapeutic procedures. Small volumes of product may become entrapped in the seal of the vial during shipment and storage; if necessary, briefly centrifuge the vial on a tabletop centrifuge to dislodge any liquid in the cap.

AAA Biotech | Tel: +1 (619) 604-9440 | Fax: +1 (619) 604-9441 | contact@aaabiotech.com
Online datasheet: https://stage.aaabiotech.com/polyclonal/ambra1-antibody-western-blot-immunohistochemistry-elisa/10746