# Mouse SMS Monoclonal Antibody | anti-SMS antibody

SMS antibody

| CATALOG # | HOST | APPLICATIONS |
|---|---|---|
| **AAA106754** | **Mouse** | **Western Blot, Immunofluorescence, Flow Cytometry, Functional Assay** |

## PRODUCT SYNONYMS

SMS; Monoclonal Antibody; SMS antibody; Monoclonal SMS; Anti-SMS; Spermine synthase; SPMSY; MRSR; SpS; Snyder-Robinson X-linked mental retardation syndrome; Spermidine aminopropyltransferase; anti-SMS antibody

## PRODUCT SPECIFICATIONS

| | |
|---|---|
| **Host** | Mouse |
| **Clonality** | Monoclonal |
| **Isotype** | IgG1 |
| **Clone Number** | 5F9 |
| **Purity/Purification** | SMS antibody was purified by affinity chromatography. |
| **Form/Format** | Supplied in PBS buffer, pH 7.3, containing 1% BSA, 50% glycerol and 0.02% sodium azide. |
| **Concentration** | 500 ug-1 mg/ml (varies by lot) |
| **Sequence Length** | 366 |
| **Applicable Applications for anti-SMS antibody** | WB (Western Blot), IF (Immunofluorescence), FCM/FACS (Flow Cytometry) |
| **Biological Significance** | The protein encoded by this gene belongs to the spermidine/spermine synthases family. This gene encodes an ubiquitous enzyme of polyamine metabolism. |
| **Cross-Reactivity** | Human |
| **Immunogen** | SMS antibody was raised in mouse using a full length recombinant protein of human SMS (NP_004586) produced in HEK293T cells, as the immunogen. |
| **Preparation and Storage** | Store at 4 degree C for short term storage. Aliquot and store at -20 degree C for long term storage. Avoid repeated freeze/thaw cycles. |

## IMAGES

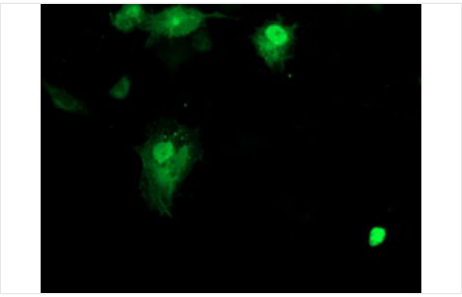

**IF (Immunofluorescence)**
Immunofluorescent staining of COS7 cells transiently transfected with recombinant SMS protein using SMS antibody

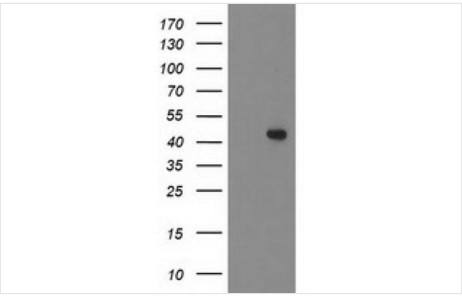


**WB (Western Blot)**
Western Blot analysis of HEK293T cell lysates (5 ug) transfected with either recombinant SMS protein (Right) or empty vector (Left) detected with SMS antibody

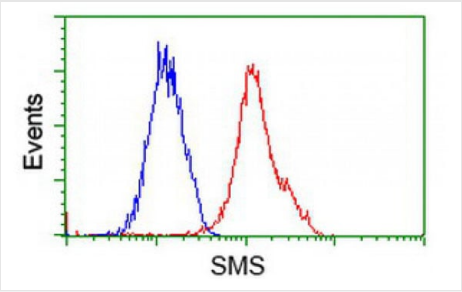


**FCM/FACS (Flow Cytometry)**
Flow Cytometric analysis of Hela cells using SMS antibody (Red), compared to a nonspecific negative control antibody (Blue).

## ADDITIONAL INFORMATION

| | |
|---|---|
| **Related Product Information for anti-SMS antibody** | Mouse monoclonal SMS antibody |
| **Product Categories/Family for anti-SMS antibody** | Proteases; Inhibitors; & Enzymes |

## NCBI AND UNIPROT INFORMATION

| | |
|---|---|
| **NCBI GI #** | 21264341 |
| **NCBI GeneID** | 6611 |
| **NCBI Accession #** | NP_004586 |
| **NCBI GenBank Nucleotide #** | NM_004595.4 |
| **UniProt Accession #** | P52788; O00544; Q9UQS1; A6NHA7; A6NI34; B2R9M0 |
| **Molecular Weight** | 35,278 Da |
| **NCBI Official Full Name** | spermine synthase isoform 1 |
| **NCBI Official Synonym Full Names** | spermine synthase |
| **NCBI Official Symbol** | SMS |
| **NCBI Official Synonym Symbols** | SRS; SpS; MRSR; SPMSY |
| **NCBI Protein Information** | spermine synthase |
| **UniProt Protein Name** | Spermine synthase |
| **UniProt Gene Name** | **SMS** |
| **UniProt Synonym Gene Names** | SPMSY |
| **UniProt Entry Name** | SPSY_HUMAN |

**For Research Use Only.** Not for use in diagnostic or therapeutic procedures. Small volumes of product may become entrapped in the seal of the vial during shipment and storage; if necessary, briefly centrifuge the vial on a tabletop centrifuge to dislodge any liquid in the cap.

**AAA Biotech** | Tel: +1 (619) 604-9440 | Fax: +1 (619) 604-9441 | contact@aaabiotech.com
Online datasheet: https://stage.aaabiotech.com/monoclonal/sms-antibody-clone-5f9-western-blot-immunofluorescence-flow-cytometry-elisa/106754